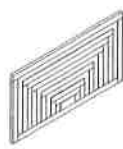





# ASSEMBLY INSTRUCTION

## DESCRIPTION: KING PANEL HEADBOARD





Thank you for purchasing this quality product. Be sure to check all packing material carefully for small parts which may have come loose inside the carton during shipment. Identify and count all parts and compare with the parts List Below:

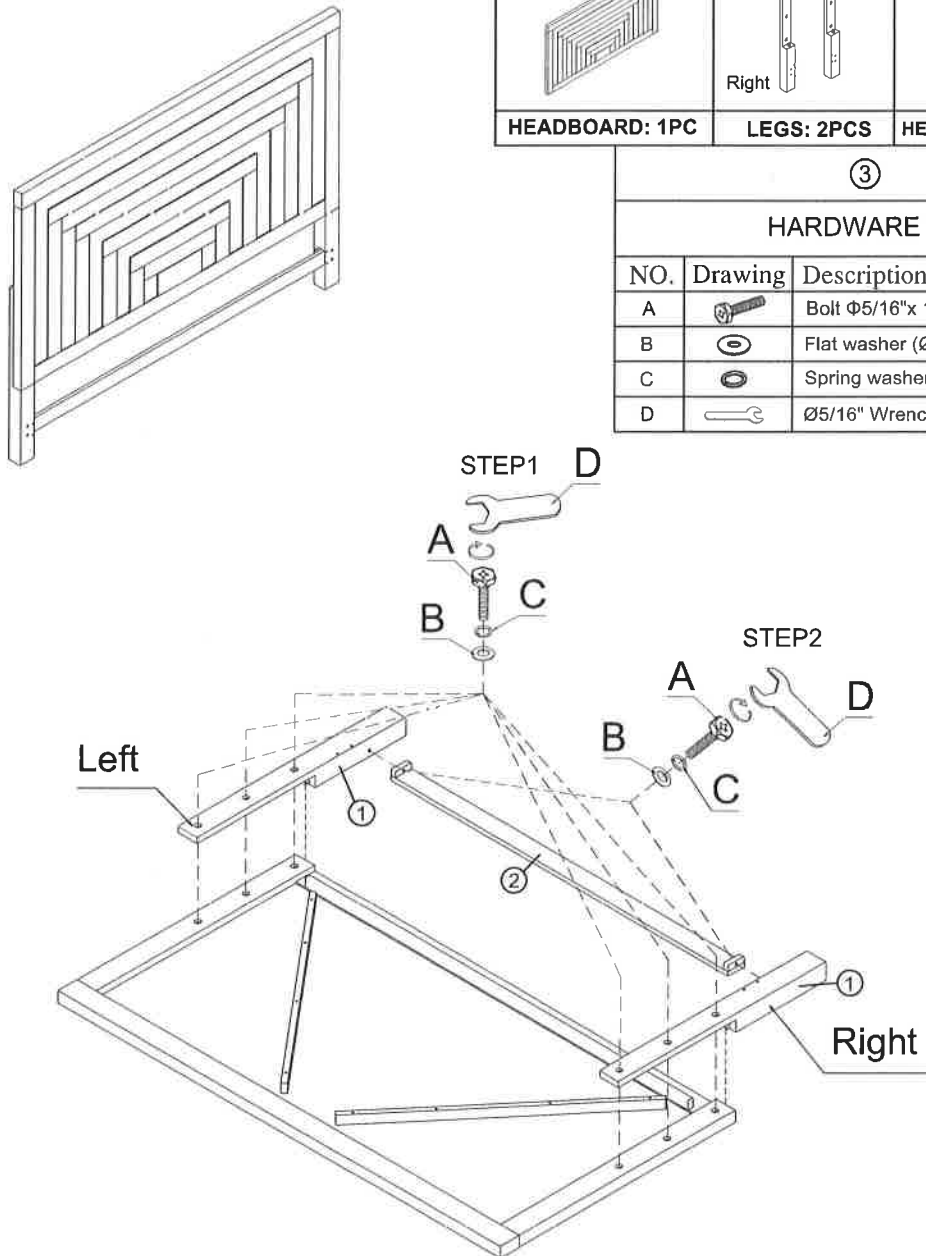
### PART LIST:

	①  Right  Left	② 
HEADBOARD: 1PC	LEGS: 2PCS	HEADBOARD-SLAT: 1PC

③

### HARDWARE LIST

NO.	Drawing	Description	Q'ty
A		Bolt Ø5/16"x 1-3/4"	8pcs
B		Flat washer (Ø5/16"x19mm)	8pcs
C		Spring washer (Ø5/16")	8pcs
D		Ø5/16" Wrench(12mm)	1pc



### CLEANING INSTRUCTION

Clean the King Panel Headboard surface with a furniture polish and a soft cloth.

Made in VietNam