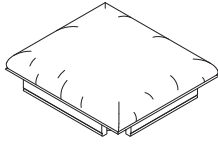



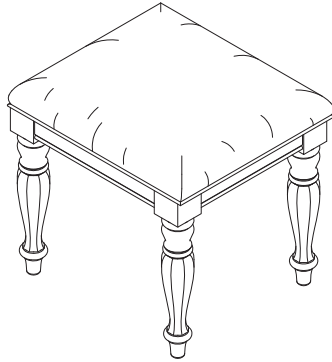
# ASSEMBLY INSTRUCTION

## DESCRIPTION: VANITY STOOL





Thank you for purchasing this quality product. Be sure to check all packing material carefully for small parts which may have come loose inside the carton during shipment. Identify and count all parts and compare with the parts List Below:

### PART LIST:

①		②	
SEAT CUSHION-FRAME: 1PC		LEGS: 4PCS	

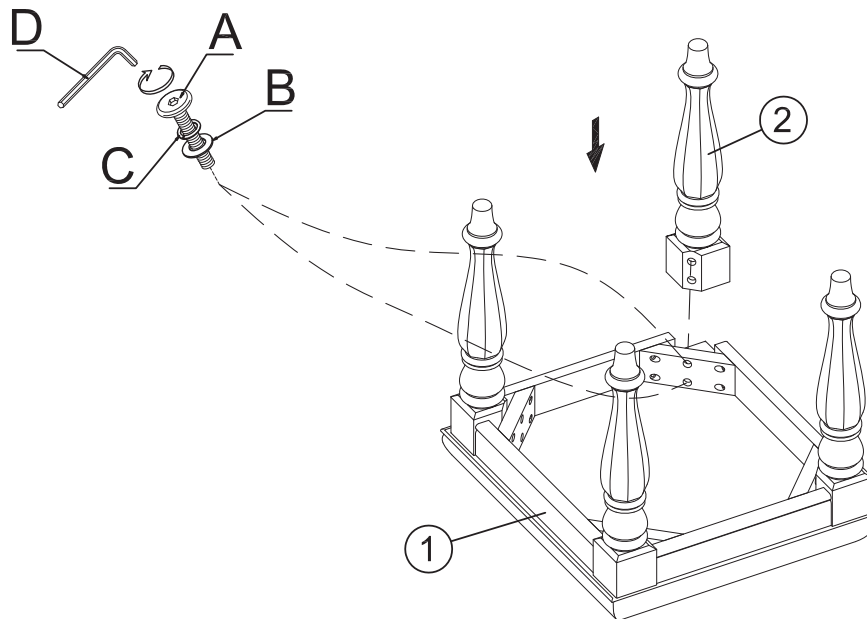


### HARDWARE LIST

NO.	Drawing	Description	Q'ty
A		Bolt (Φ5/16"×2-1/4")	8pcs
B		Flat washer (Ø5/16"×19mm)	8pcs
C		Spring washer (Ø5/16")	8pcs
D		Allen wrench (5mm)	1pc

### Note:

1. Remove legs from inner box



## CLEANING INSTRUCTION

Clean the Vanity Stool surface with a furniture polish and a soft cloth.

Made in VietNam