



# Tides®

## Drop-in Bathroom Sink

### K-2839-4

#### Features

- 4" (102 mm) centerset faucet holes.
- Undulating oval basin.
- Overflow drain.

#### Material

- KOHLER® enameled cast iron.

#### Installation

- Drop-in.

#### Recommended Products/Accessories

K-7107 Decorative Drain  
K-7108 Decorative Drain  
K-7129 Drain  
K-9018 P-Trap  
K-23726 Drain treatment  
K-23725 Cast iron cleaner



ADA

CSA B651

OBC

#### Codes/Standards










ASME A112.19.1/CSA B45.2  
ADA  
ICC/ANSI A117.1  
CSA B651  
OBC

#### Lifetime Limited Warranty for KOHLER® Cast Iron Components

See website for detailed warranty information.

#### Available Colors/Finishes

*Color tiles intended for reference only.*

Color	Code	Description
	0	White
	FF	Sea Salt™
	96	Biscuit
	NY	Dune
	95	Ice™ Grey
	FT	Basalt
	RR	Ember™
	KA	Black 'n Tan
	7	Black Black™

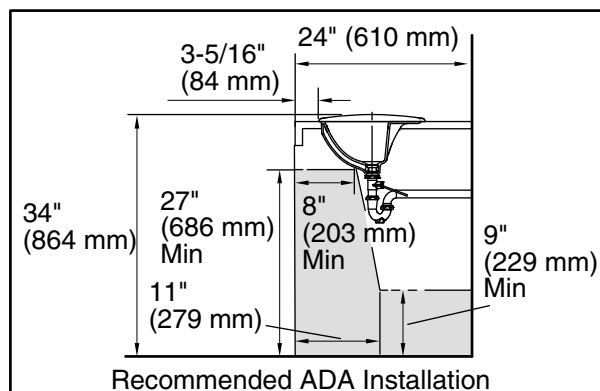
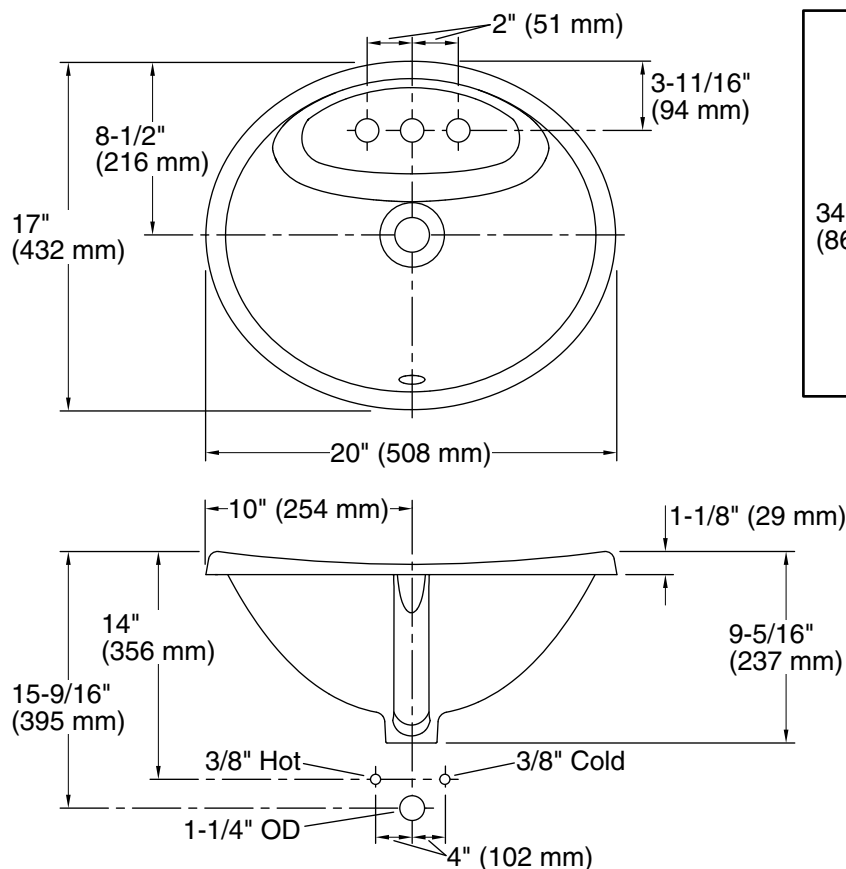
1-800-4KOHLER (1-800-456-4537)

Kohler Co. reserves the right to make revisions without notice to product specifications.

For the most current Specification Sheet, go to [www.kohler.com](http://www.kohler.com).

10-4-2020 06:19 - US/CA/MX

THE BOLD LOOK  
OF **KOHLER**®



### Technical Information

All product dimensions are nominal.

Bowl configuration: Single

Installation: Drop-in

Bowl area (Only): Length: 18-1/16" (459 mm)  
Width: 10-3/16" (259 mm)  
Water depth: 7-1/2" (191 mm)

Number of deck holes: 3

Faucet hole spacing: 4" (102 mm)

Faucet hole(s): 1-3/8" (35 mm)

Drain hole: 1-3/4" (44 mm)

Template: 1147017-7, required, included

### Notes

Install this product according to the installation instructions.

Spout must be 5" (127 mm) long (min) for adequate clearance into the bathroom sink when installed with the centerline as shown.

NOTICE: Countertop manufacturer or cutter must use the cut-out template provided with product, or a current one provided by Kohler Co. (call 1-800-4-KOHLER). Kohler Co. is not responsible for the cut-out errors when the incorrect cut-out template is used.

ADA, OBC, CSA B651 compliant when installed to the specific requirements of these regulations.