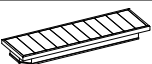




# ASSEMBLY INSTRUCTION

## DESCRIPTION : BACKLESS BENCH

Thank you for purchasing this quality product. Be sure to check all packing material carefully for small Hardware which may have come loose inside the carton during shipment. Identify and count all Hardware and compare with the Hardware List Below.

Parts List			
No.	Description		Qty.
①	Bench Top with frame		1 Pc
②	Leg		4 Pcs
③	Adjustable Leveler		4 Pcs

④ ASSEMBLY HARDWARE PACK			
No.	Description	Hardware	Qty.
Ⓐ	JCBC Screw Ø5/16" x 57mm		8 Pcs
Ⓑ	Spring Washer Ø5/16"		8 Pcs
Ⓒ	Flat Washer Ø5/16" x 19 mm x 2 mm		8 Pcs
Ⓓ	Allen Key M4 x 120mm		1 Pc

