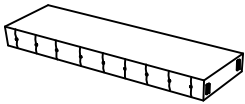


# ASSEMBLY INSTRUCTION

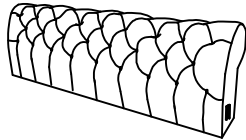
## TUFTED SOFA

**A** Seat Frame




1pc

**B** Back Frame



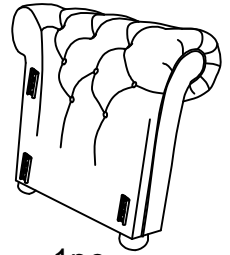
1pc

**C** Left Panel



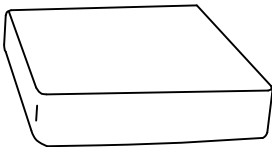
1pc

**D** Right Panel



1pc

**E** Seat Cushion

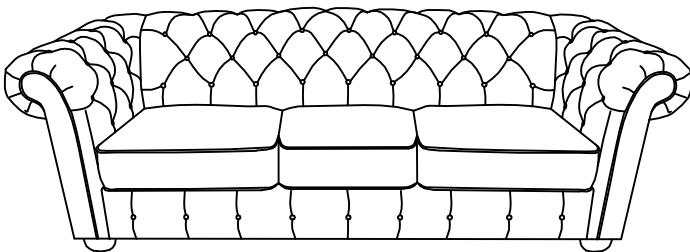


3pcs

**F** Plastic Leg



2pcs

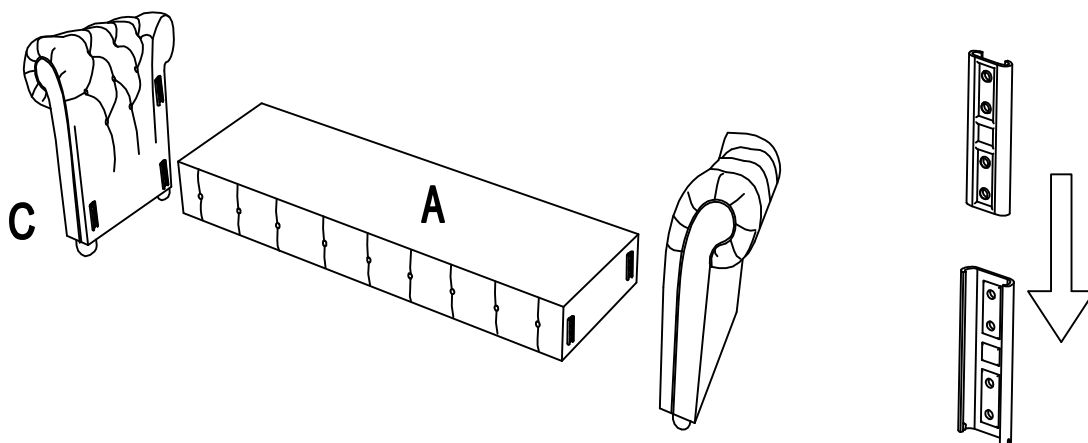


This page lists all the contents included in the box. As you unpack and prepare for assembly, place the contents on a carpeted or padded area to protect them from damage.

---

**1**

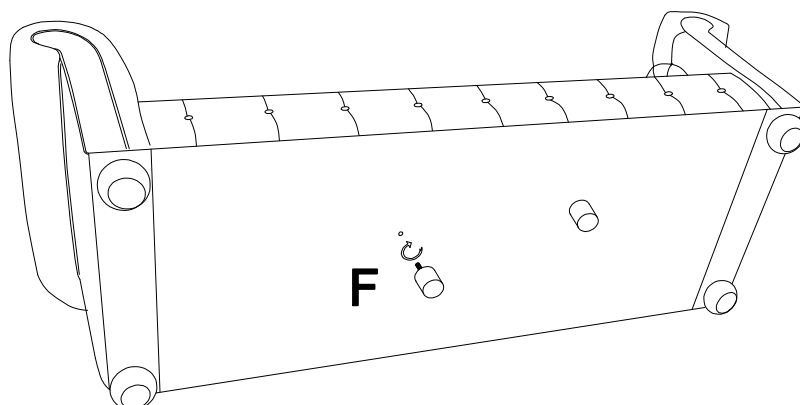
Hook on the Left Panel (C) & Right Panel (D) to Seat Frame (A) properly.



---

**2**

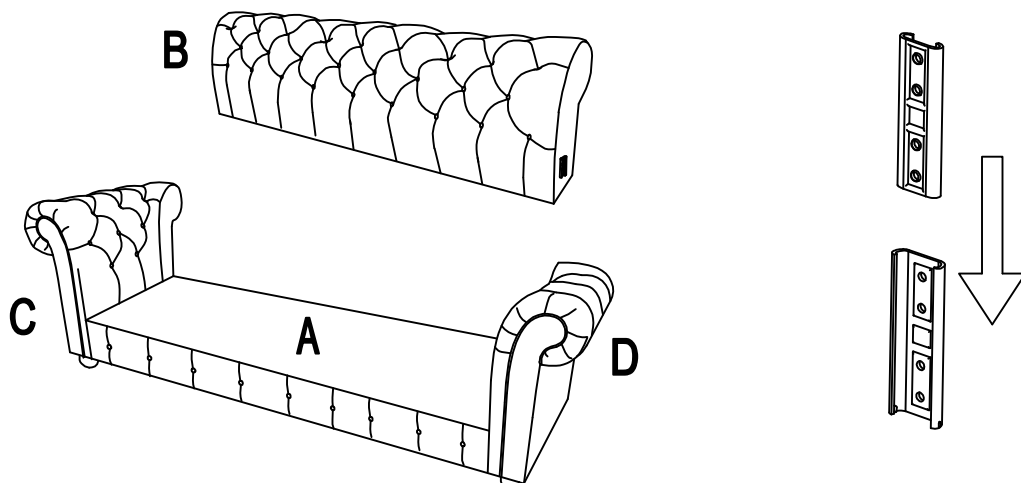
Assembly the Plastic Leg (F) at the bottom of Seat Frame (A) as picture showing.



---

**3**

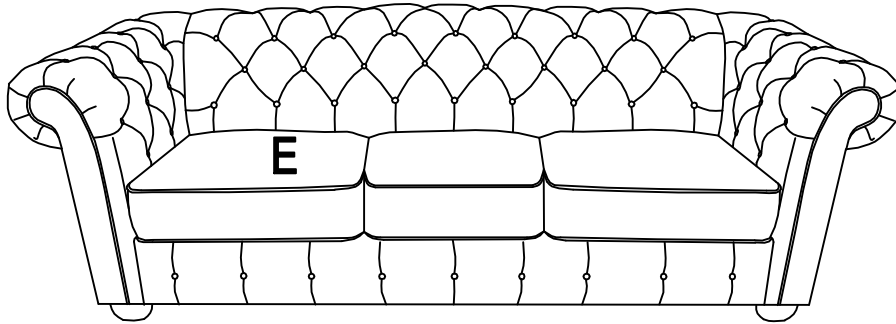
Hook on the Back Frame (B) to Left Panel (C) & Right Panel (D) properly.



---

**4**

Place Seat Cushion (E) on the chair properly. The assembly is complete.



---

### **Cleaning & Care**

Treat surface with care. Surface is resistant to scratches but is not scratch resistant. Clean surfaces with a dry or damp soft cloth. Do not use abrasive cleaners.