

SOFA

ASSEMBLY INSTRUCTION



Assembly Instruction

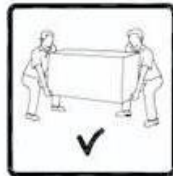
ASSEMBLY TIPS:

- 1.Remove hardware from box and sort by size
- 2.Please check to see that all hardware and parts are present prior to start of assembly
- 3.Please follow attached instructions in the same sequence as numbered to assure fast & easy assembly.



Warning!

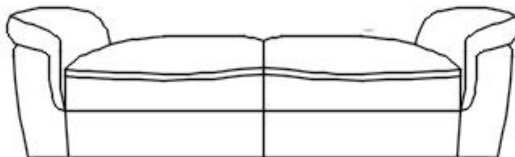
- 1.Do not attempt to repair or modify parts that are broken or defective, Please contact the store immediately.
- 2.This product is for home use only and not intended for commercial establishment.



ASSEMBLY TIME PER UNIT: 15 MINUTES

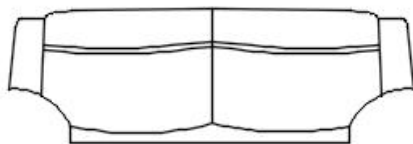
PAPTS IDENTIFICATION

(A)



SEAT 1PC

(B)



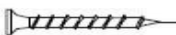
BACK 1PC

(C)



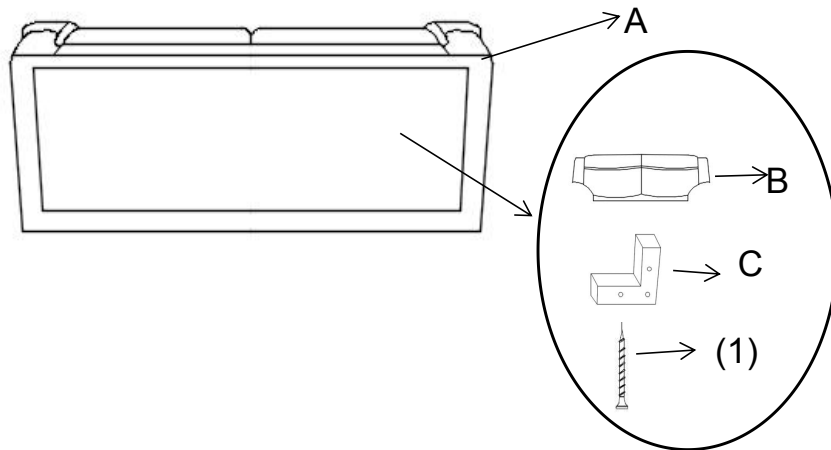
LEG 4PCS

Z HARDWAREPACKAGE

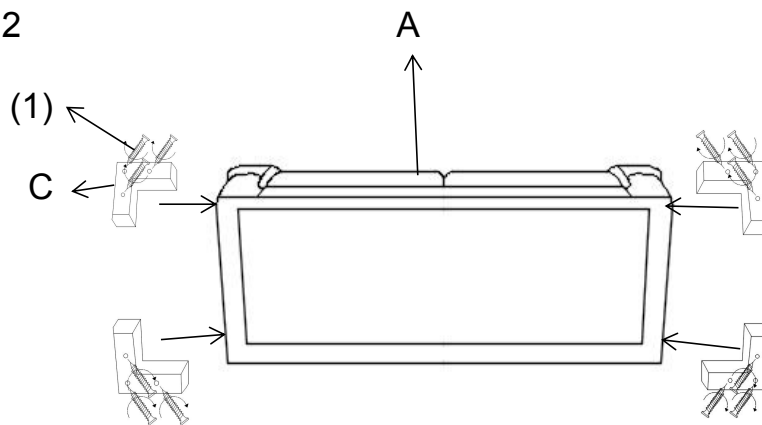
NO	DESCRIPTION	FIGURE	Q'TY
(1)	SCREW		12PCS

ASSEMBLY INSTRUCTION

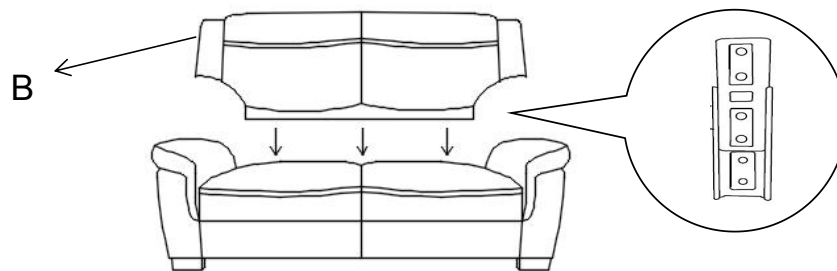
STEP 1



STEP 2



STEP 3



STEP 4

