





ASSEMBLY INSTRUCTION

DESCRIPTION: DRESSER

Thank you for purchasing this quality product. Be sure to check all packing material carefully for small parts which may have come loose inside the carton during shipment. Identify and count all parts and compare with the parts List Below:



PART LIST:

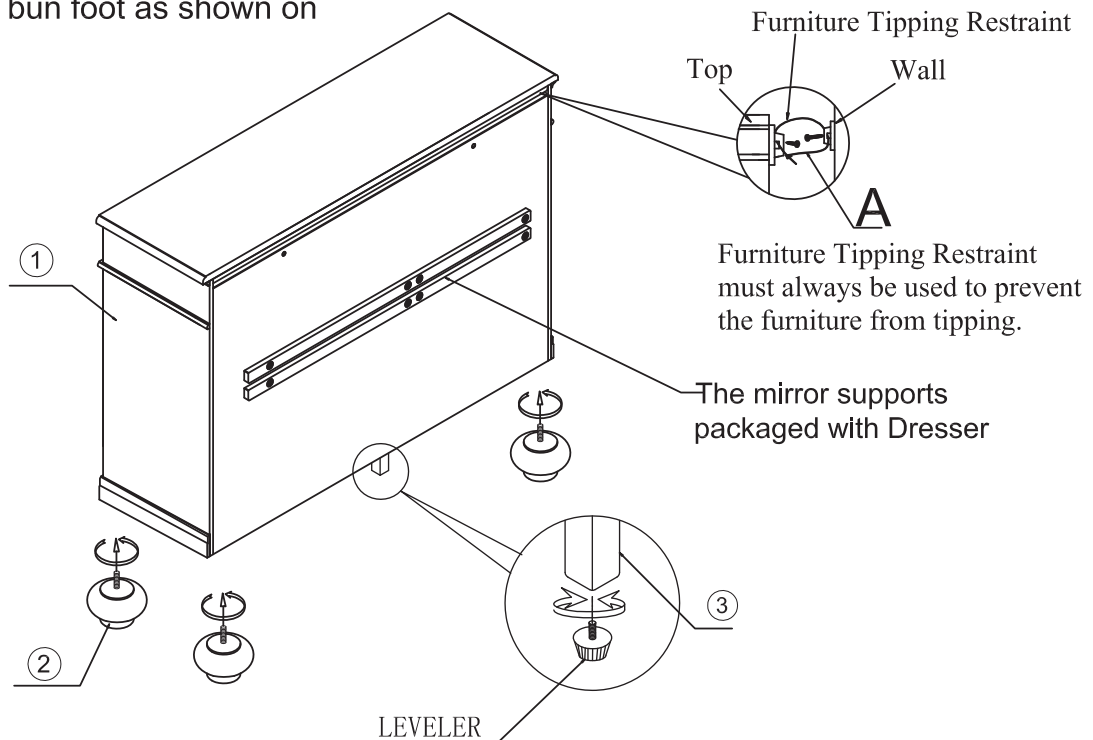
①	②	③
		
DRESSER:1PC	BUN FOOT: 4PCS	SUPPORT LEG: 1PC

HARDWARE LIST

NO.	Drawing	Description	Q'ty
A		Furniture Tipping Restraint	1 Set

Note: The box of bun foot and support leg are put in the drawer.

1. Remove bun foot and support leg from inner box and secure bun foot as shown on drawing.



CLEANING INSTRUCTION

Clean the Dresser surface with a furniture polish and a soft cloth.

Made in VietNam