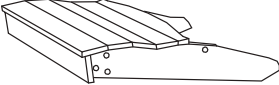
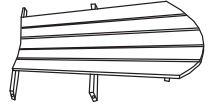
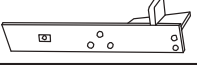
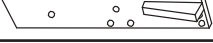



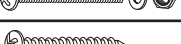
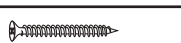



Inspect packaging to ensure all parts are accounted for before disposing of packing materials.

No.	PARTS		QTY.
A		Seat	1
B		Backrest	1
C		Right Leg	1
D		Left Leg	1
E		Right Armrest	1
F		Left Armrest	1
G		Front Support	1
H		60mm Bolt Set	10
I		60mm Screw	4
J		40mm Screw	2




! HELPFUL HINT

Do not fully tighten hardware until all components are assembled. If hardware is tightened too soon, mounting holes may not align, and parts may not easily fit together.

TOOLS REQUIRED (not included)



Phillips Screwdriver



10mm Wrench

! WARNING !

CHOKING HAZARD — This item contains small parts that can be swallowed by children. Keep children away during assembly.

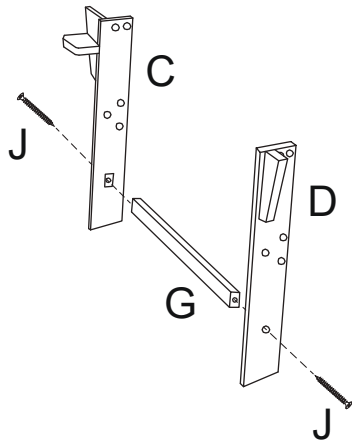
ASSEMBLY

Read carefully and understand assembly before beginning.

Do not fully tighten hardware until all components have been assembled.

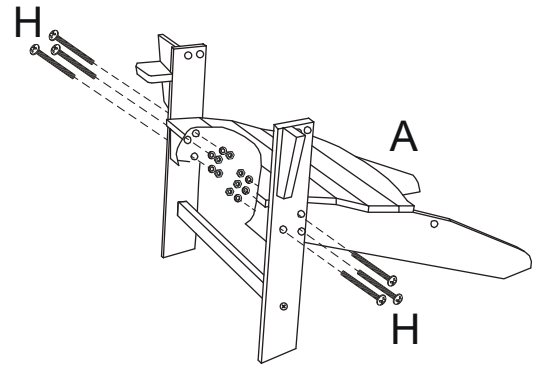
STEP 1

C: 1
D: 1
G: 1
J: 2



STEP 2

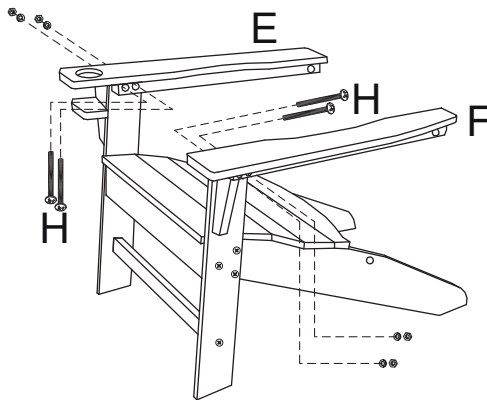
A: 1
H: 6



NOTE: When installing lock nuts, the metal thread goes on first. Hand-tighten until you feel resistance, which is caused by the nylon insert. A wrench is required to finish tightening the lock nut.

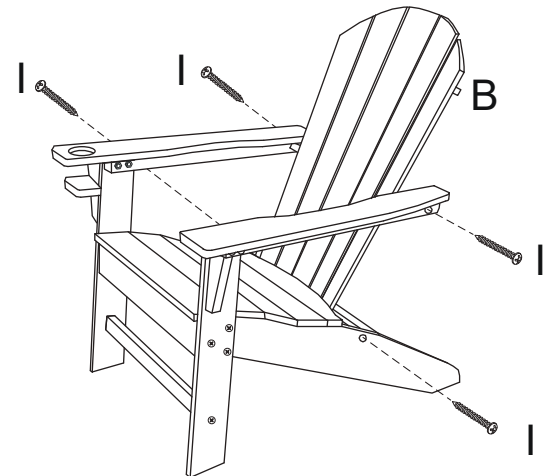
STEP 3

E: 1
F: 1
H: 4



STEP 4

B: 1
I: 4



Tighten all hardware; do not over-tighten.

CARE & MAINTENANCE

SAFE USE: For residential use only. Only use on a flat, level surface. Do not exceed the weight capacity.

INSPECT: Periodically check hardware and tighten as necessary.

CLEAN: Mix a mild soap and water solution and wipe surfaces with a soft, non-abrasive cloth. Rinse with clean water, ensuring all soap residue has been removed.

WINTER CARE & STORAGE: Move to an indoor location that is cool and dry. Cover while in storage to help prevent dust build-up.

Any modification to the product or failure to follow recommended care will void the product warranty.

WARNING:

Manufacturer and seller expressly disclaim any and all liability from personal injury, property damage or loss, whether direct or indirect, or incidental, resulting from the incorrect attachment, improper use, inadequate maintenance, or neglect of this product.