
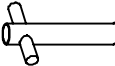




Assembly Instructions Side Table




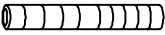

A (2 pcs)
ø8 x 40mm


B (1 pc)
M8



C (1 pc)
M8


D (1 pc)
ø8

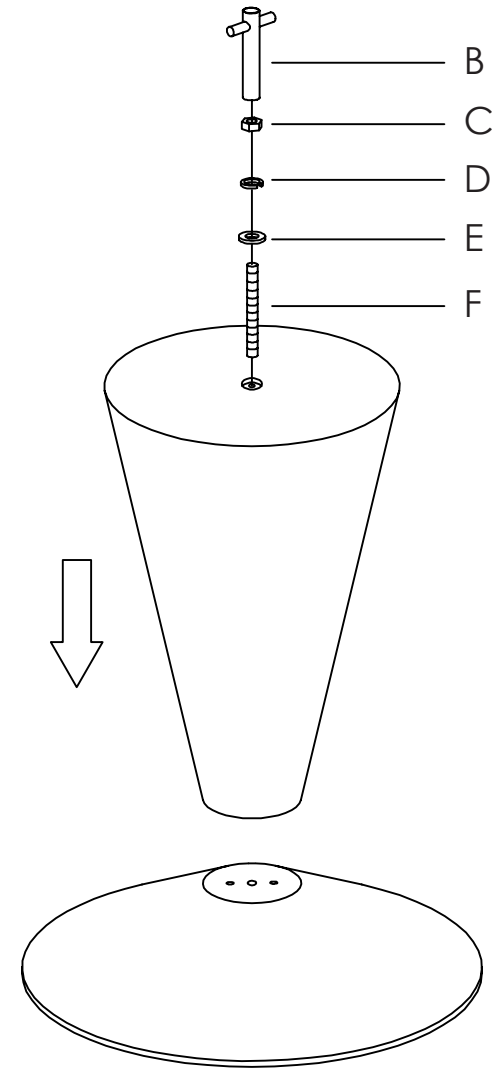

E (1 pc)
ø8


F (1 pc)
M8-1.25 x 465mm

1



2



PLEASE NOTE: Check that you have received all components and hardware before assembling.

During assembly, hand tighten screws only. When the screws are in place, tighten completely.