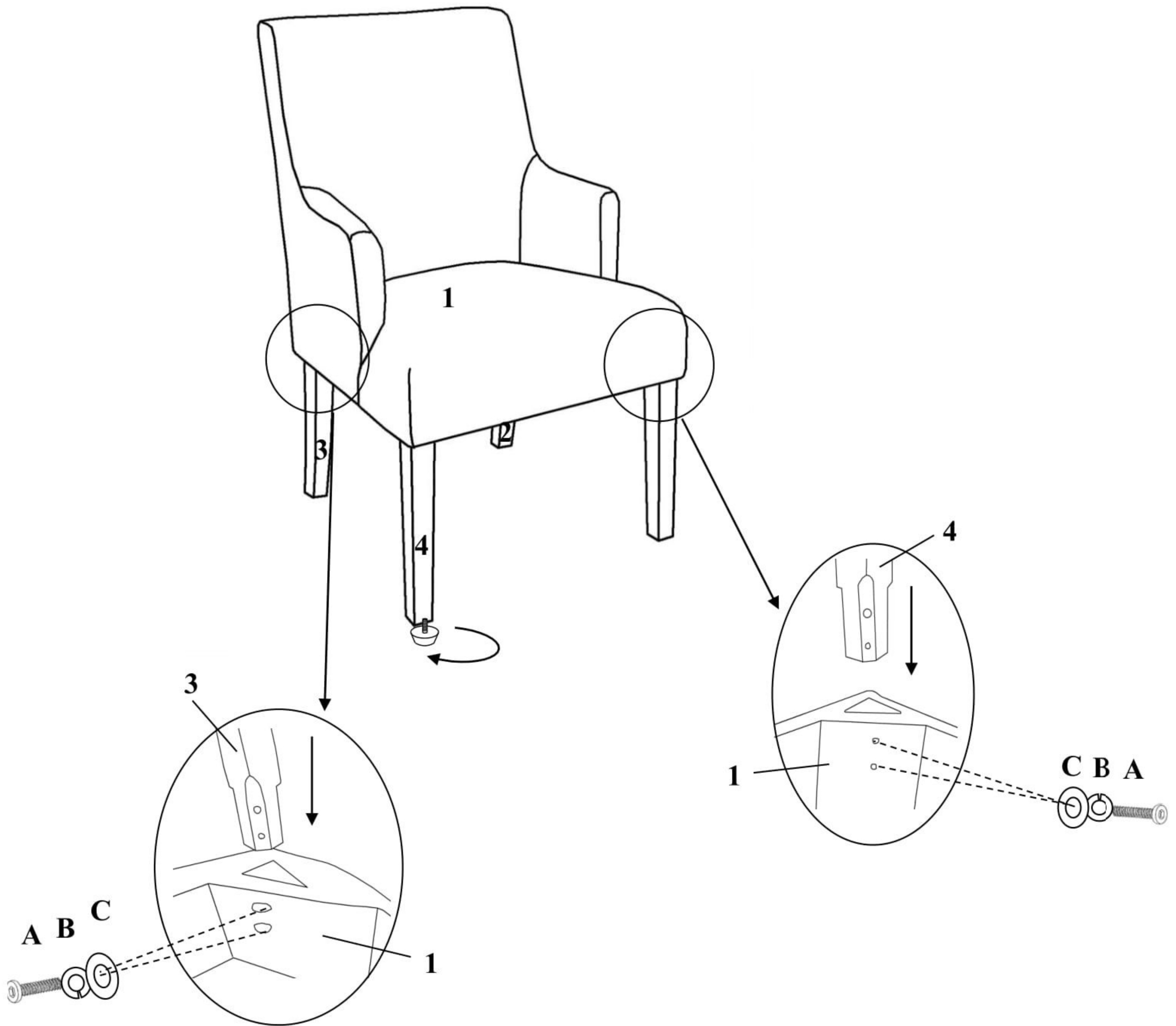










ASSEMBLY INSTRUCTIONS



PARTS IDENTIFICATION

1		1PC	2	 Right back Leg	1PC
3	 Left back Leg	1PC	4		2PCS

HARDWARE IDENTIFICATION

A	 $\phi 5/16'' * 55\text{mm}$	8PCS	B	 $\phi 8\text{mm}$	8PCS
C	 $\phi 22\text{mm}$	8PCS	D	 5mm	1PC

ATTENTION:

WHEN YOU ASSEMBLE, PLEASE DO NOT TIGHTEN EACH SCREW UNTIL ALL SCREWS ARE LINED UP WITH THE FRAME.