


## SPECIFICATIONS

### Features/Benefits

- Diverter on Tub Spout (D500018LSTC Only)
- Requires Gerber Treysta® Rough-In, G00GS50 Series (Horizontal Inputs) or G00GS52 Series (Vertical Inputs), Sold Separately
- Includes Treysta® Ceramic Disc Pressure Balance Cartridge
- 6" Metal Shower Arm (D500018LSTC / D500518LSTC Only)
- 6" Tub Spout, D606467 (D500018LSTC Only)
- Finish-Matched Deep Wall Kit, D113001, Sold Separately
- Finish-Matched Shallow Wall Kit, GA663B11, Sold Separately



### Available Color/Finishes

Color	Description
	Chrome

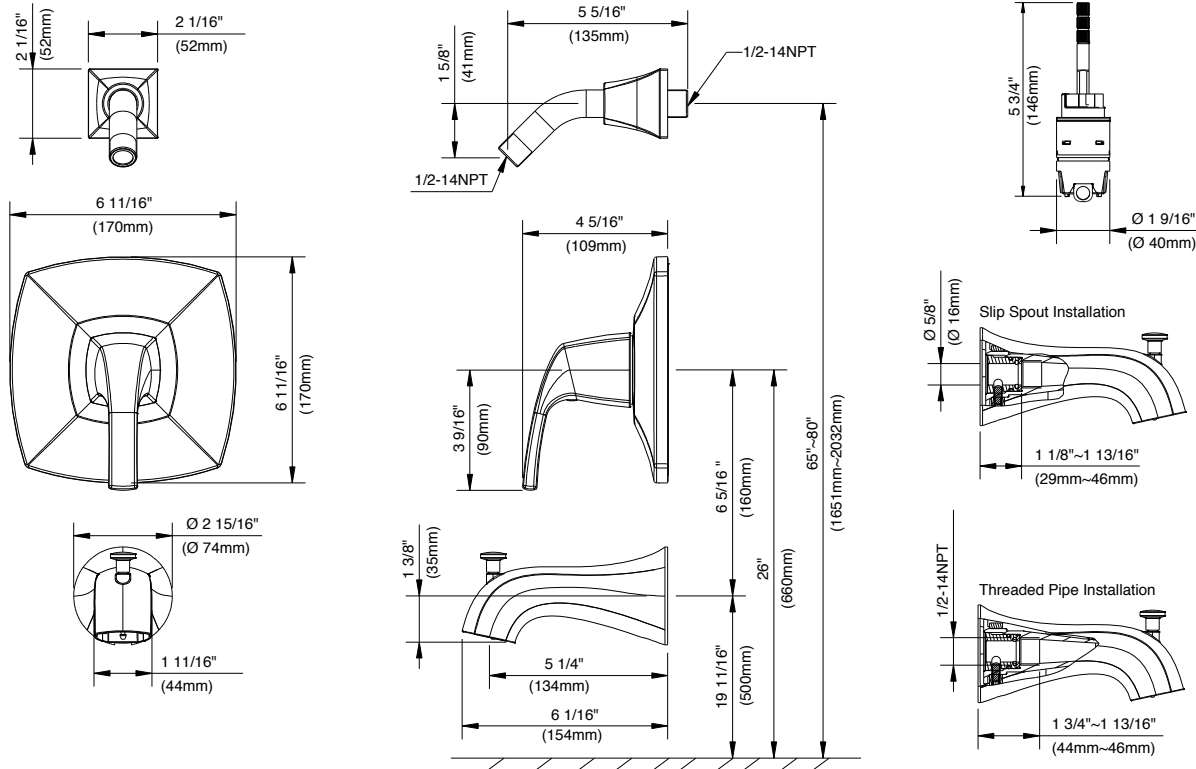
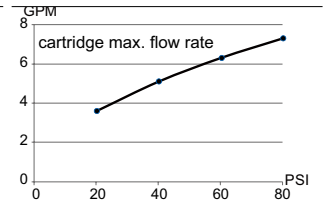
Please see [gerberonline.com](http://gerberonline.com) or current price list for available finishes. Finish is defined by additional suffix.

### Standards & Certifications



(Lever Handle)

### Flow Rate



### Submittal Information:

Name: \_\_\_\_\_ Contractor: \_\_\_\_\_  
 Location: \_\_\_\_\_ Contact #: \_\_\_\_\_