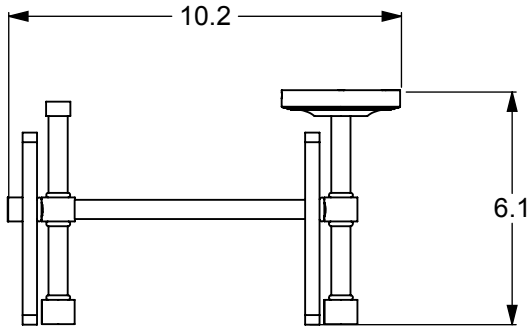
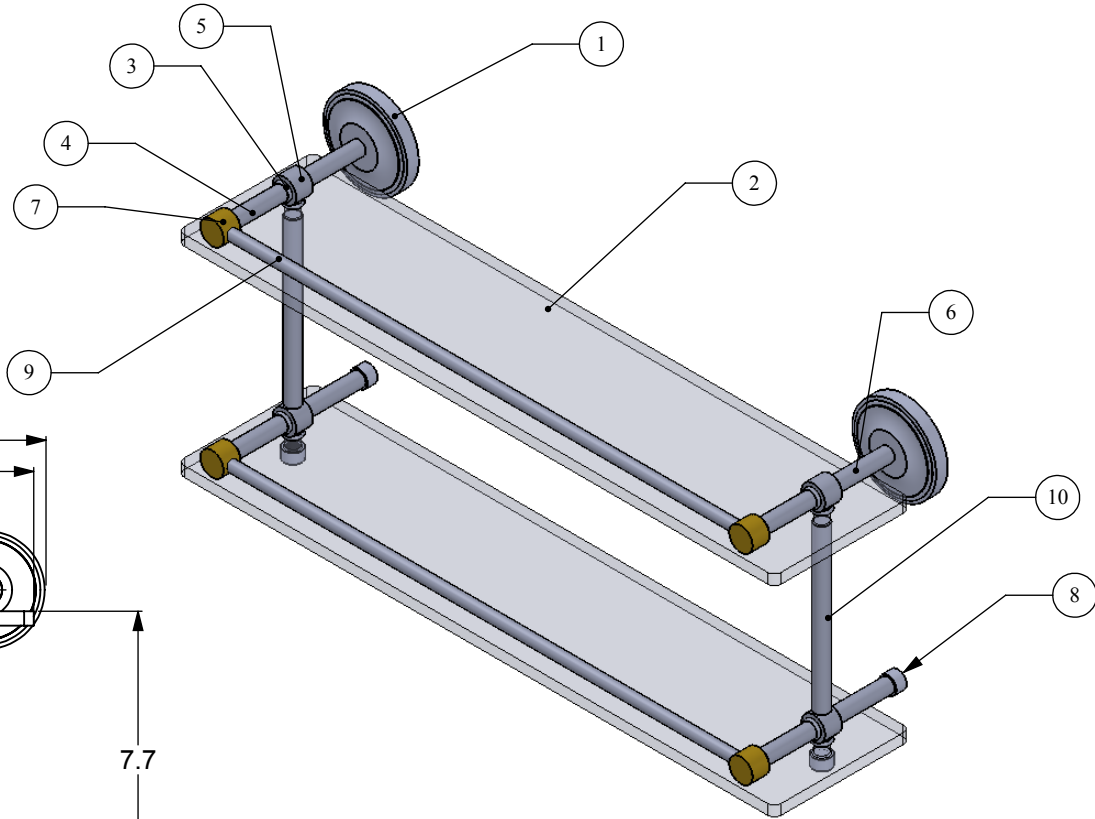
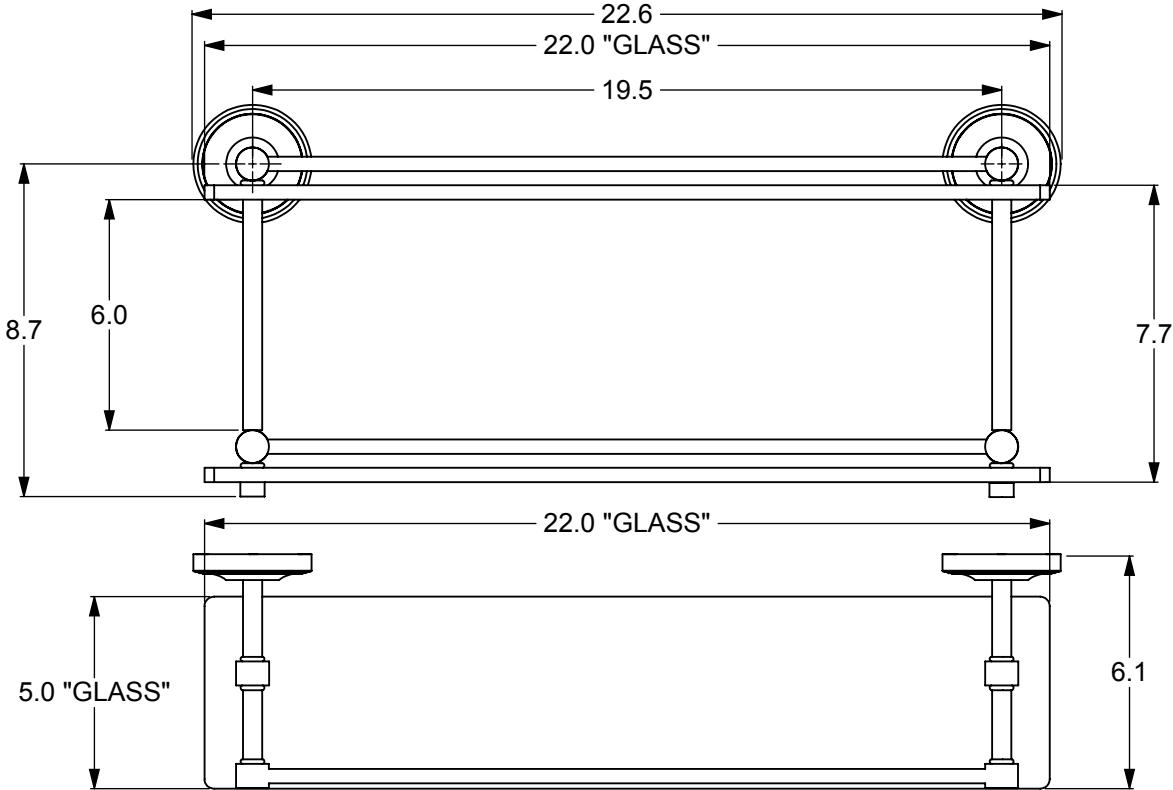


ITEM NO.	PART NUMBER	DESCRIPTION	QTY.
1	BPPR	Back Plate	2
2	GLRT-22	GLASS	2
3	CRRD-12	Connector	16
4	TU12-1.8	Tube-12, L=1.8	4
5	HBGAL-FITT	HUB-CON	4
6	TU12-2	Tube-12, L=2	4
7	HBT TT-78	Hub	4
8	CARD-58	LOCK	4
9	TU38-19.5	TUBE -38,L=13.5	2
10	TU12-6	SUPPORT TUBE	2



UNLESS OTHERWISE STATED			INITIALS	DATE	ITEM	QTY	DRG/PART NO	CLIENT:			
DO NOT SCALE	X.XXX	+/-0.025	DESIGNED		MATERIAL		BRASS	WEIGHT		FINISH	TBD
DRAWING	X.XX	+/-0.1	DRAWN		HEAT TREAT		NA			QUANTITY	
CHAMFER ALL	X.X	+/-0.25	CHECKED		CUSTOMER			CUSTOMER No		---	
EDGES 0.5X45°	ANGLES	X.XX	PROJ.ENG		DESCRIPTION:				DRAWING No.		REV
DRAWING ISO		X.X	SAFETY								0
		X.X	APPROVED								
		X	FILENAME								
FIRST ANGLE PROJECTION		MACHINED FINISH							SCALE	1:5	SHEET: 01 A4