









ASSEMBLY INSTRUCTIONS

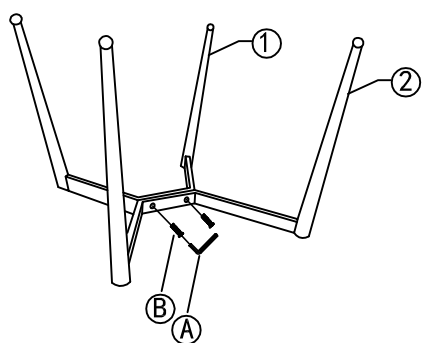
HARDWARE LIST

NO.	DESCRIPTION	SKETCH	SIZE	QTY
Ⓐ	Allen Key		4mm	1pc
Ⓑ	Bolt		M6*35	2pcs
Ⓒ	Shrapnel		φ6	4pcs
Ⓓ	Gasket		φ16*φ6	4pcs
Ⓔ	Bolt		M6*40	4pcs

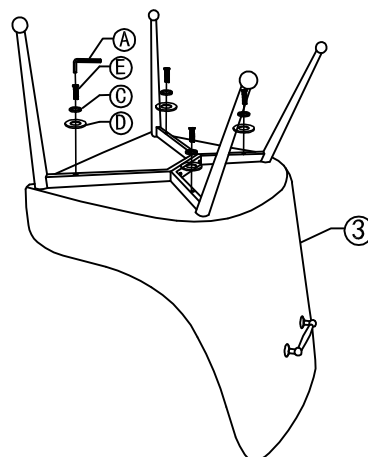
PARTS LIST

NO.	DESCRIPTION	SKETCH	QTY
①	Base		1pc
②	Base		1pc
③	Cushion		1pc
④			

Step 1 WARNING: Screw from the side with hole to the side with T-nut.



Step 2



Step 3

