



River Falls™

Top-mount Utility Sink
K-6657-1

Features

- 27-inch minimum base cabinet width.
- KOHLER cast iron.
- Acid-resistant enamel finish.
- Single bowl.
- Top-mount.
- Integral washboard.
- Single faucet hole.
- 25" (635 mm) x 22" (559 mm)

Recommended Accessories

K-9000 P-Trap

Optional Accessories

K-8801 Sink Strainer

Components

Additional included component/s: Wire rack, and soaking pan.



Codes/Standards












ASME A112.19.1/CSA B45.2

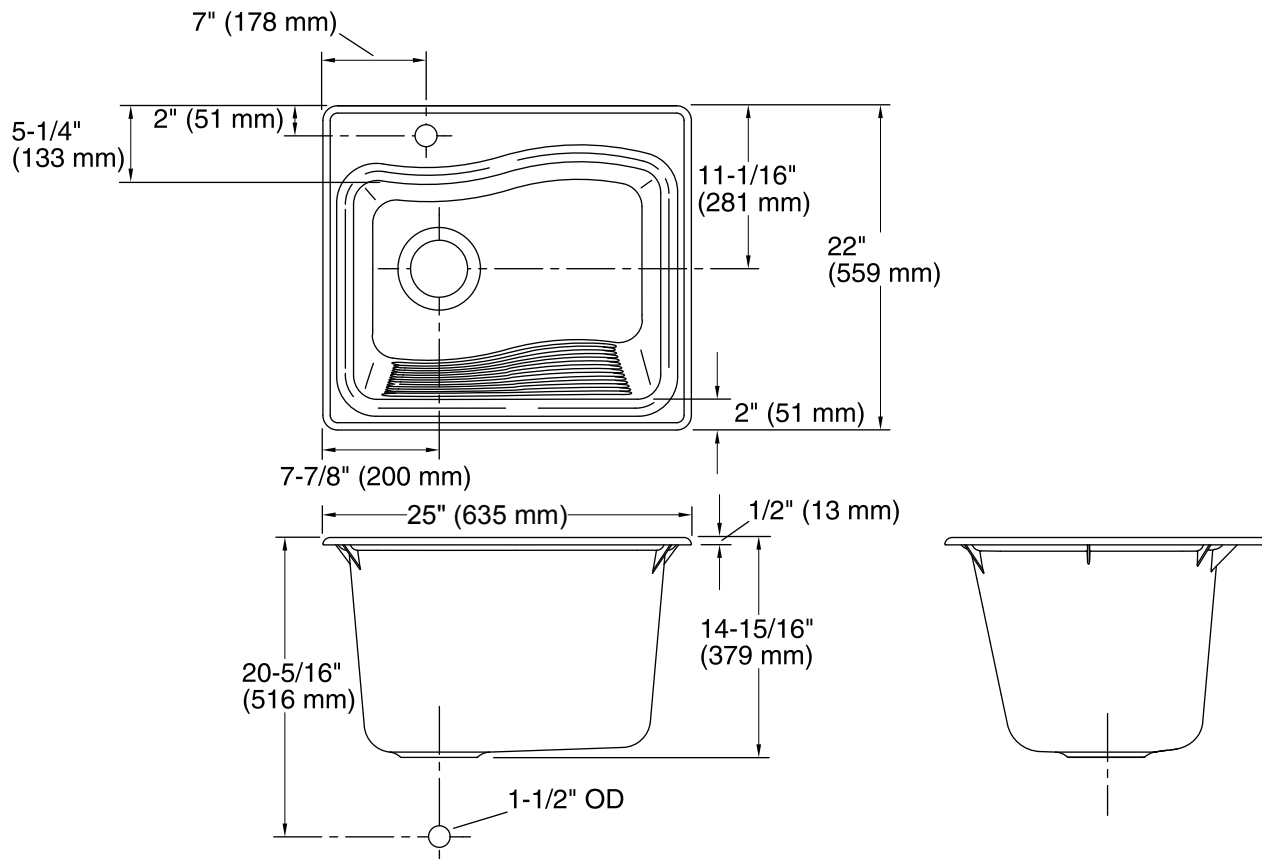
KOHLER® Enameled Cast Iron Kitchen Sink - Lifetime Limited Warranty

See website for detailed warranty information.

Available Color/Finishes

Color tiles intended for reference only.

Color	Code	Description
	0	White
	FF	Sea Salt™
	96	Biscuit
	47	Almond
	FD	Cane Sugar™
	95	Ice™ Grey
	G9	Sandbar
	K4	Cashmere
	20	Suede
	KA	Black 'n Tan
	7	Black Black™



Technical Information

All product dimensions are nominal.

Bowl configuration: Single

Installation: Top-mount

Bowl area
Length: 21-1/2" (546 mm)
Width: 14-3/4" (375 mm)
Bowl depth: 14-1/4" (362 mm)

Number of deck holes: 1

Faucet hole(s): 1-3/8" (35 mm)

Drain hole: 3-5/8" (92 mm)

Template: Top-mount, 1079984-7, required, included

Notes

Install this product according to the installation guide.