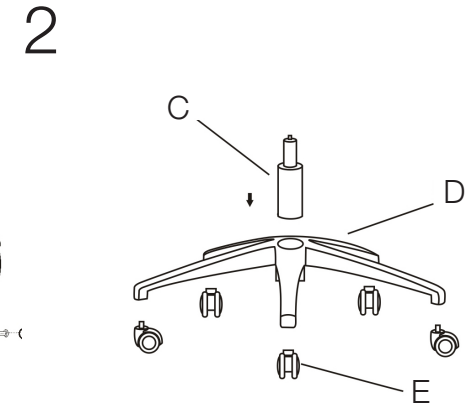
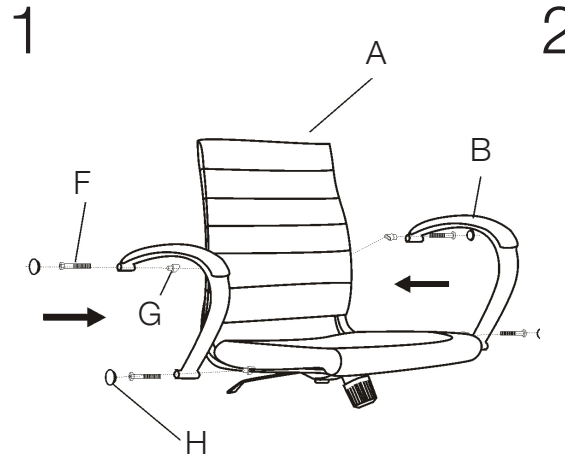


PLEASE NOTE: Check that you have received all components and hardware before assembling.

Assembly Instructions Low Back Office Chair



A (1 pc)



B (2 pcs)



C (1 pc)



D (1 pc)



E (5 pcs)



F (4 pcs)
Ø8 x 55mm



G (4 pcs)

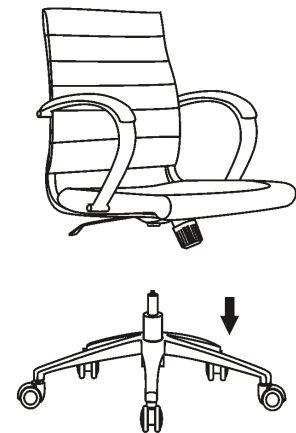


H (4 pcs)



I (1 pc)
8mm

3



During assembly, hand tighten screws only. When the screws are in place, tighten completely.