

# VINCENT 71" ACRYLIC RECTANGULAR TUB

Cat. No.  
ATREC71IG-XX



Filler not included

L: 70- $\frac{5}{8}$ "  
W: 33- $\frac{1}{4}$ "  
H: 22- $\frac{7}{8}$ "

Water depth: 17- $\frac{1}{2}$ " to top of tub  
Water depth: 15- $\frac{1}{8}$ " to overflow  
Overflow slot length: 3"  
Center drain to back of rim: 15- $\frac{1}{2}$ "  
Bottom of drain to floor: 3- $\frac{1}{2}$ "  
Bathing well to floor: 4- $\frac{3}{4}$ "

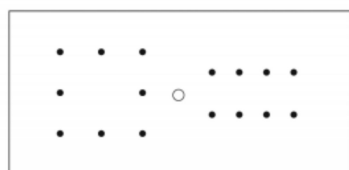
**The following is recommended for  
ATREC71-WH tubs:**

•Faucets: part #7901 or 7913

Gallon Capacity: 74  
Shipping Weight: 197 lbs.  
Empty Weight: 97 lbs.  
Filled Weight: 715 lbs.



For easier installation we  
recommend use of 5598-ITD  
Easy Install Rough In Kit



(Air jet configuration if system is added,  
more info on page 2.)

## Features:

- ▶ Acrylic construction for lighter weight
- ▶ Tub is completely opened from behind
- ▶ Tub fits flush against the wall
- ▶ Drain and overflow covers included (available in 7 finishes)
- ▶ Overflow slot with integrated drain
- ▶ Drain included
- ▶ Rim measurement: 1- $\frac{1}{2}$ "
- ▶ No faucet holes
- ▶ Angle slope of tub: 29°
- ▶ Includes built-in adjusters
- ▶ Tub is thoroughly inspected before shipment
- ▶ Option to add insulation between tub walls available
- ▶ **New:** Air jet system now available, more info on page 2

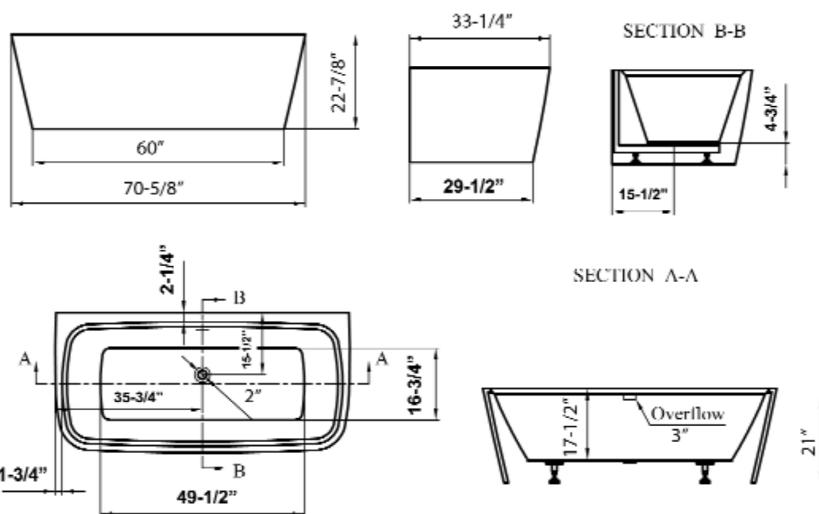


## Finishes:

**CP** Polished Chrome  
**BN** Brushed Nickel  
**ORB** Oil Rubbed Bronze  
**PB** Polished Brass  
**PN** Polished Nickel  
**WT** White  
**MB** Matte Black


**Custom Colors Available** (inside of tub is always white enamel):

Painted bathtubs are considered "special order" and are not returnable  
\$160 Bisque or Black \$250 Designer Color



# BATHTUB AIR JET KIT

Cat. No.  
AIR KIT 1, AIR KIT 2



- A** AIR JET - Bottom air jets for maximum bubble action.
- B** BLOWER - The heart of the massage system.
- C** MANIFOLD - Double back flow security prevention device.
- D** FLEXIBLE PVC HOSEING - IAPMO certified.
- E** MAIN AIR INTAKE HOSE - High temperature and pressure resistant.

**Air Kit is installed in tub before shipment**

## Features:

- ▶ 750 Watt blower motor operates system
- ▶ 300 Watt air heater warms air
- ▶ System powered by 120V
- ▶ 16 brass air jets placed in bottom of tub
- ▶ Each air jet has 24 holes
- ▶ Air jet caps available in white (AIR KIT 1) or black (AIR KIT 2)
- ▶ Includes 1 1/4" x 3' main air hose plus 1 1/4" x 9' extension hose
- ▶ Automatic system purge after each use
- ▶ Automatic safety timer turns off system after 20 minutes
- ▶ Includes water tight remote control
- ▶ Compatible with most acrylic, copper and resin tubs with no feet
- ▶ Not available with cast iron tubs or tubs with feet

## INSIDE TUB VIEW - WILL VARY BY TUB DESIGN




Air Jet

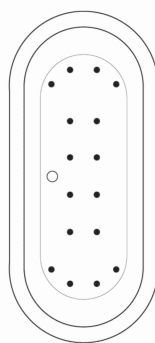


Remote

**Oval bathtub**  
Sample jet configuration

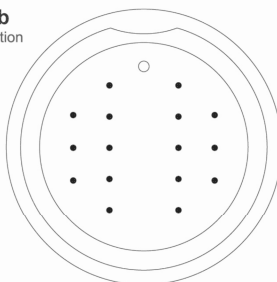


with end drain




with center drain

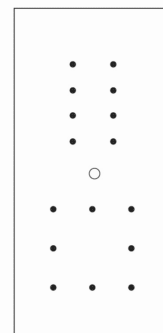
**Round bathtub**  
Sample jet configuration



**Rectangular bathtub**  
Sample jet configuration



with end drain



with center drain

These diagrams are general representations.  
Jet placement may vary dependent on tub shape

### Features:

(16) Maxi Air Jets



Elbows for air jets



Tees for air jets