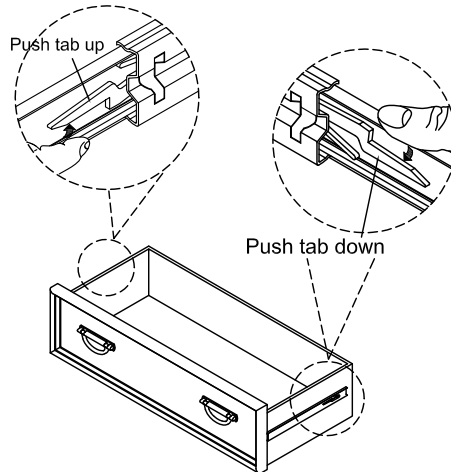
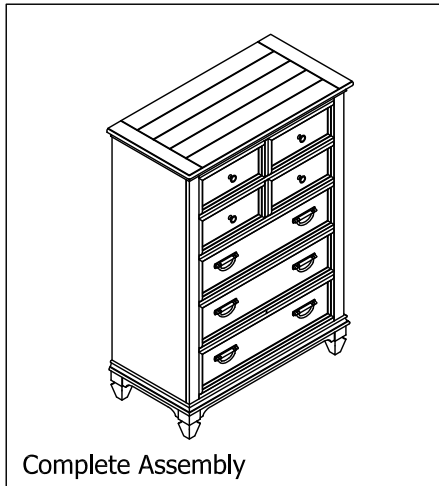


ASSEMBLY INSTRUCTION

DESCRIPTION: 5 Drawer Chest

Thank you for purchasing this quality product. Be sure to check all packing materials carefully for small parts which may have come loose inside the carton during shipment. Identify and count all parts and compare with the parts List Below.



HOW TO REMOVE DRAWER

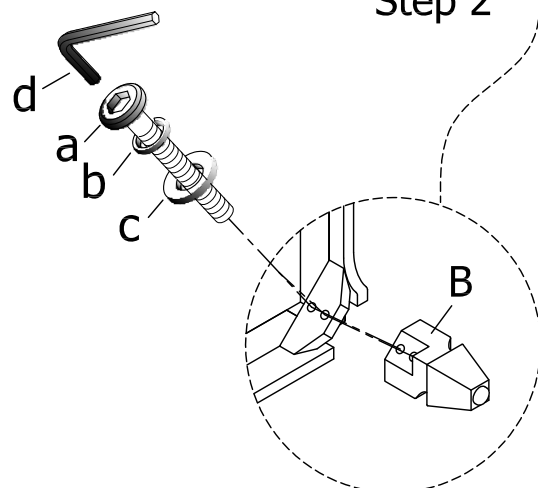
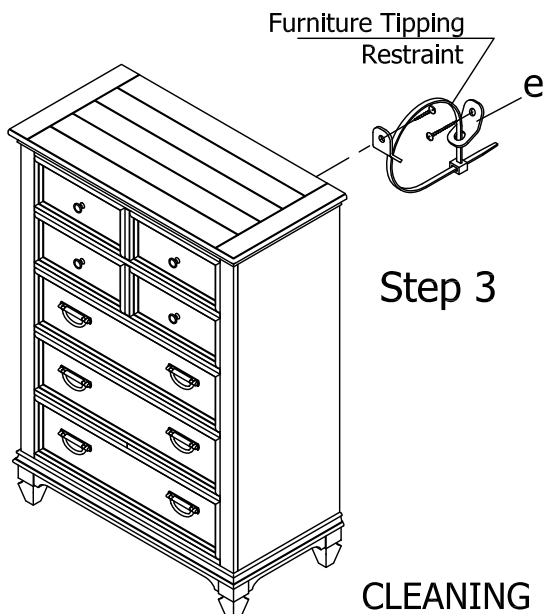
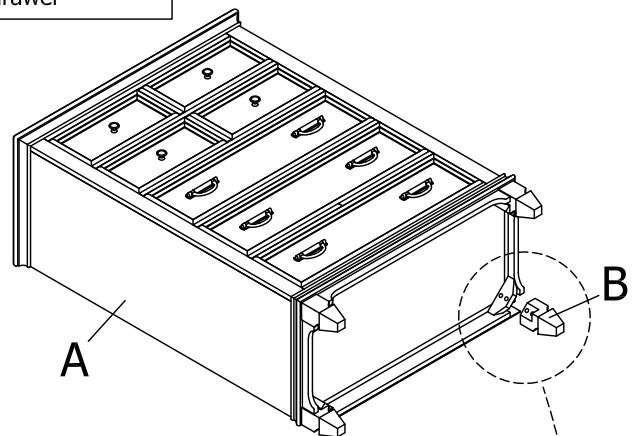
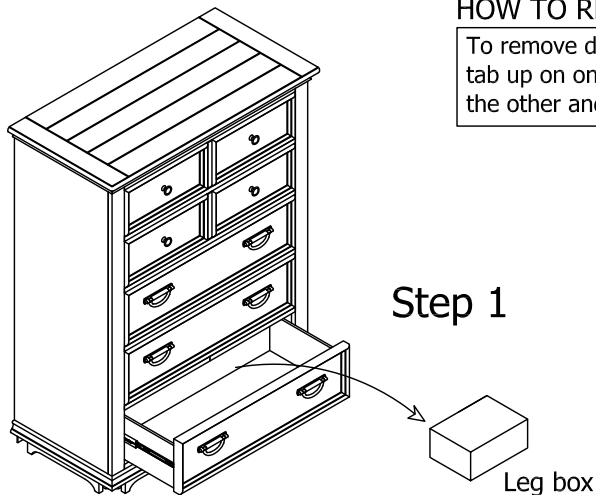
To remove drawer, simultaneously pull tab up on one side and push down on the other and remove drawer

PARTS LIST

NO.	SKETCH	DESCRIPTION	Q'TY
A		5 Drawer Chest	1pc
B		Leg	4pcs

HARDWARE LIST

NO.	SKETCH	HARDWARE	Q'TY
a		5/16"x18x2-1/4"	8pcs
b		5/16"	8pcs
c		5/16"x19mm	8pcs
d		4mm	1pc
e			1set



CLEANING INSTRUCTION

Clean the 5 Drawer Chest surface with a furniture polish and a soft cloth

MADE IN VIETNAM