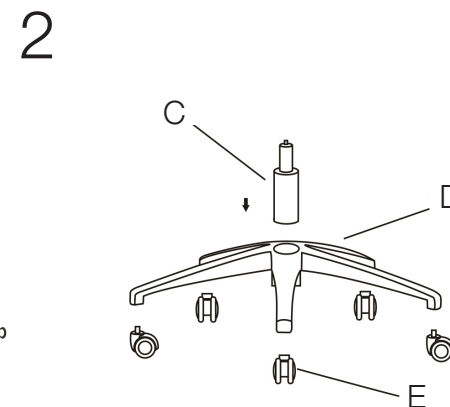
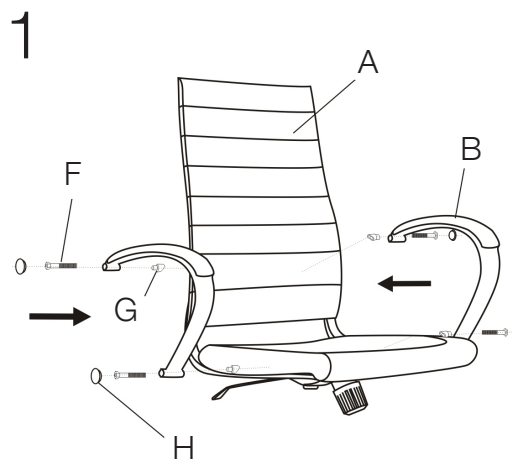


PLEASE NOTE: Check that you have received all components and hardware before assembling.

## Assembly Instructions High Back Office Chair



A (1 pc)



B (2 pcs)



C (1 pc)



D (1 pc)



E (5 pcs)



F (4 pcs)  
Ø8 x 55mm




G (4 pcs)



H (4 pcs)



I (1 pc)  
8mm



During assembly, hand tighten screws only. When the screws are in place, tighten completely.