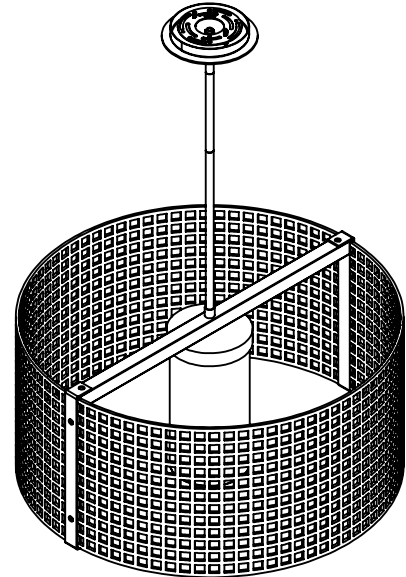
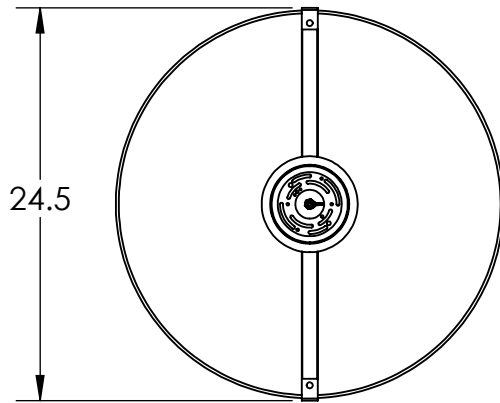
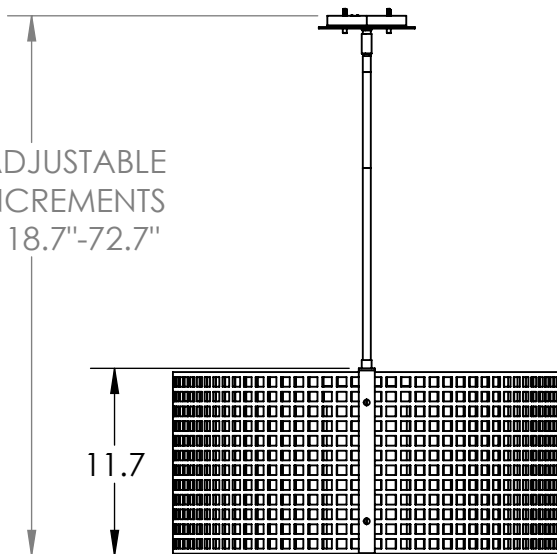


Collection: TWEED

Product #: CHB0037-24-F-L1



OAH ADJUSTABLE
IN 3" INCREMENTS
FROM 18.7"-72.7"



— FROSTED GLASS CYLINDER

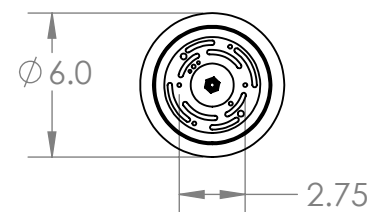
**** NOTE ****
DRIVER TO BE INSTALLED IN J-BOX.
MINIMUM SIZE OF J-BOX REQUIRED IS
4" L x 4" W x 1.5" H

Visit hammertonsstudio.com for product options and specifications.

11/13/2017 (A)

Mounting Packet: Y	Weight(lbs.): 25	Electrical Type: LED	CCT: 2700 K
UL Location: DRY		Elec. Qty: 4	Wattage: 21 Voltage: 120
Finish: SEE WEB SITE FOR OPTIONS		Source Lumens: Up: N/A	Down: 1365
Top Diffuser: OPEN		Dimmable: Forward/Reverse Phase To 1%	
Bottom Diffuser: OPEN		CRI: 93+	Power Factor: >0.9
All fixtures created by Hammerton are handcrafted by artisans. Dimensions may vary up to 7/8".			
© Copyright 2016. All rights in design, detail or invention of this drawing are reserved as the property of Hammerton. Any imitation or adaptation without written consent is strictly prohibited.			
Hammerton Inc. 217 Wright Brothers Dr. Salt Lake City, UT 84116 (801)973-8095			

Mounting Detail



MOUNTS DIRECTLY TO J-BOX