

## Parts Identification

1. Leg Frame - 4pcs



2. Seat - 2pcs



3. Cross Bar - 4pcs



## Hardware Package :

A. Wood Screw - 16pcs



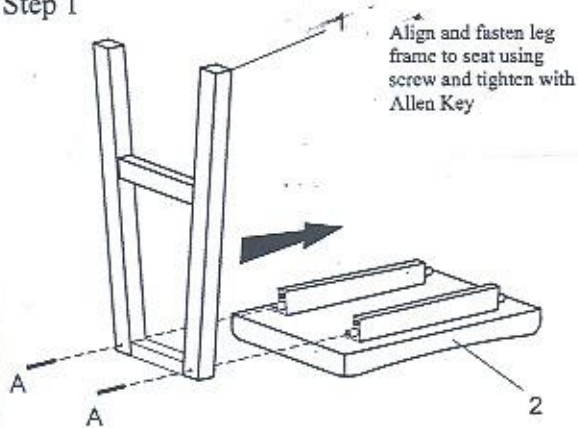
B. M4 Allen Key - 1pcs



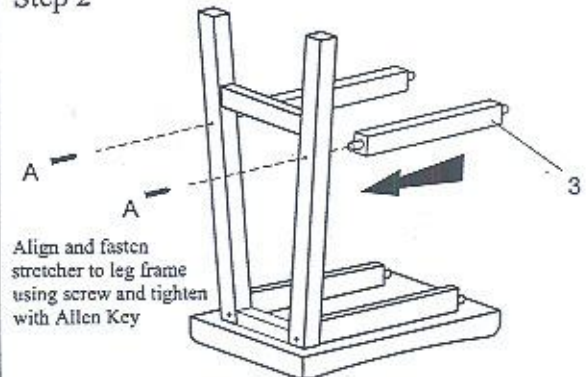
C. Wood Button - 16pcs



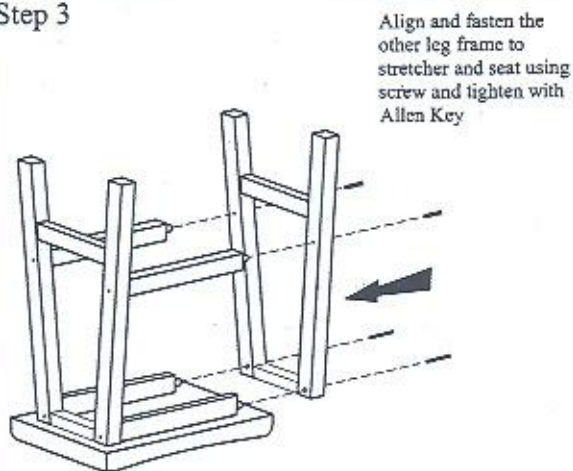
### Step 1



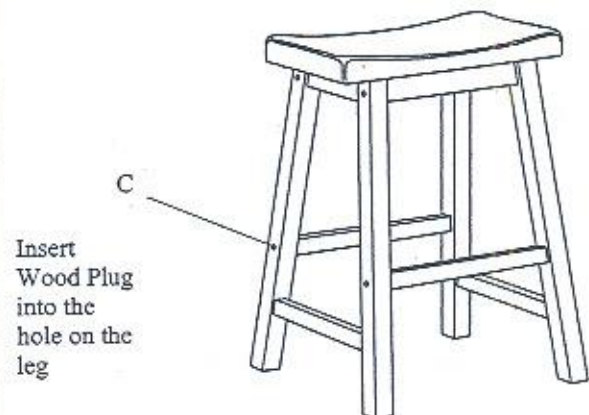
### Step 2



### Step 3



### Step 4



**Thank you for purchasing our product!**

Please assemble the products with the guidance of this manual instruction.

Contact our friendly customer service department with any comments or in case there is any missing or damaged parts or hardware.

**We appreciate your business!**

- After a few days of initial assembly and chairs have acclimated to new environment retighten all hardware.
- For a permanent attachment, suggest that glue be used on stretcher ends



## Important Notes