



## Viva™ Series Ceramic Vessel Bathroom Sink

KCV-200 / KCV-201 / KCV-202 /  
KCV-203 / KCV-204 / KCV-205

## **Thank you for your purchase**

We would like to take this opportunity to thank you for choosing Kraus. We hope that you are completely satisfied with your purchase, and enjoy it for years to come. If you have any questions, or require technical assistance, please contact us at 800.775.0703 and one of our representatives will be happy to help.

For more information about Kraus products, please visit:  
[www.kraususa.com](http://www.kraususa.com)

In order to activate your warranty and get faster access to customer support, please register your new Kraus product at:

**[www.kraususa.com/registration](http://www.kraususa.com/registration)**

*Sincerely,  
Kraus USA Customer Service*

### Prior to Installation:

- Inspect the sink prior to installation to make sure that it has not been cracked or chipped during shipping
- Observe all plumbing and building codes according to your state requirements
- Additional floor and wall preparation may be required to avoid damaging the sink

**WARNING:** This product is fragile and can break, chip or cause injury if handled recklessly. Please consult with a professional when installing

**For technical assistance or replacement parts, please contact Kraus**

**Customer Service and one of our representatives will be happy to help:**

Toll-Free: 800-775-0703 or [customerservice@kraususa.com](mailto:customerservice@kraususa.com)

The step-by-step guidelines in the installation instructions are a general reference for installing a Kraus Sink. Should there be any discrepancies, Kraus cannot be held liable. It is recommended to install all Kraus products by hiring a licensed professional.

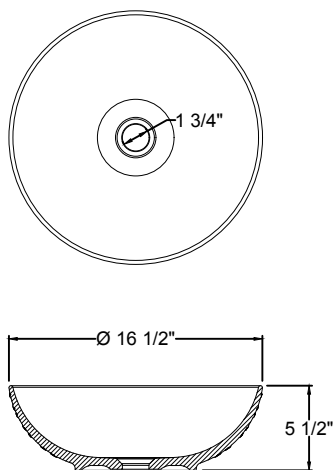
## Tools you will need:

---



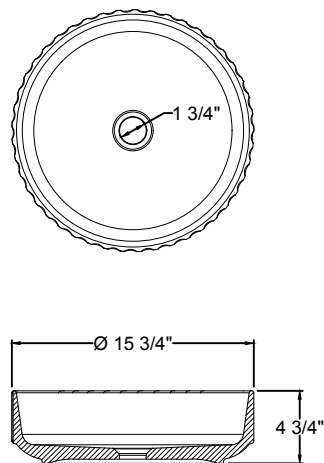
## Dimensions

---



---

KCV-200  
16 1/2" x 5 1/2"

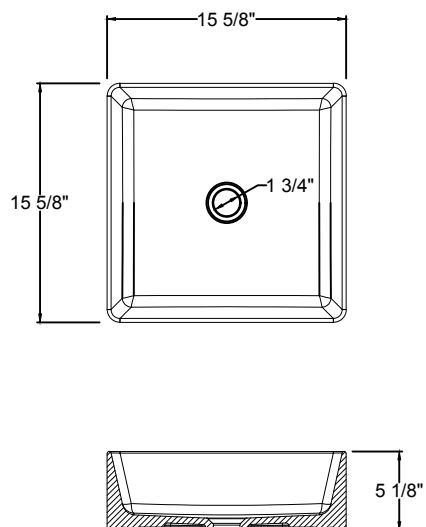


---

KCV-201  
15 3/4" x 4 3/4"

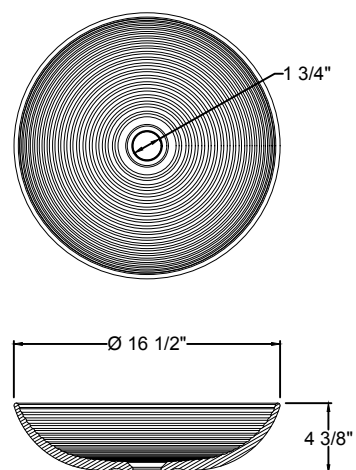
## Dimensions

---



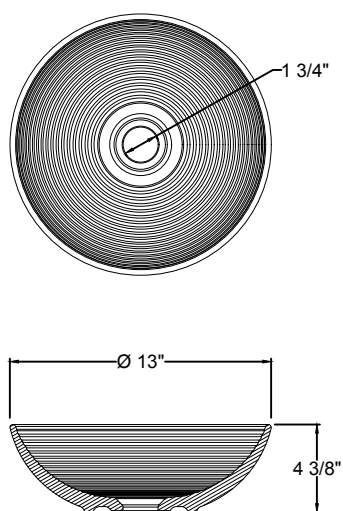
---

KCV-202  
 $15\frac{5}{8}" \times 15\frac{5}{8}" \times 5\frac{1}{8}"$



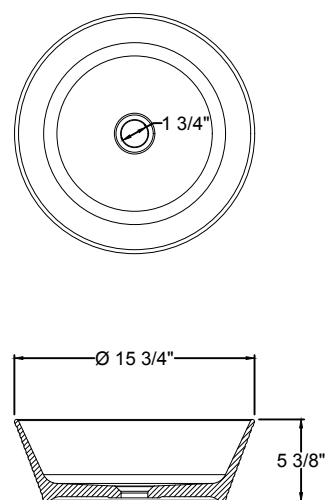
---

KCV-203  
 $16\frac{1}{2}" \times 4\frac{3}{8}"$



---

KCV-204  
 $13" \times 4\frac{3}{8}"$



---

KCV-205  
 $15\frac{3}{4}" \times 5\frac{3}{8}"$

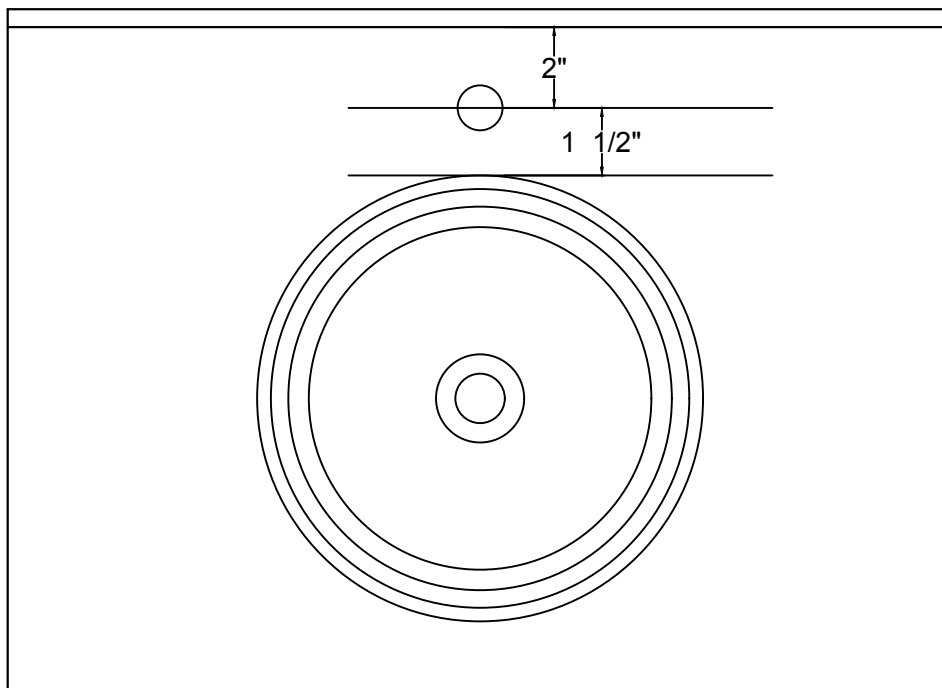
## 1. Mark Faucet and Drain Hole Location

---

- Place sink in desired location on countertop and mark drain hole and faucet hole centerline with a pencil.

**NOTE:** Make sure clearance is suitable for backsplash, faucet and sink plumbing

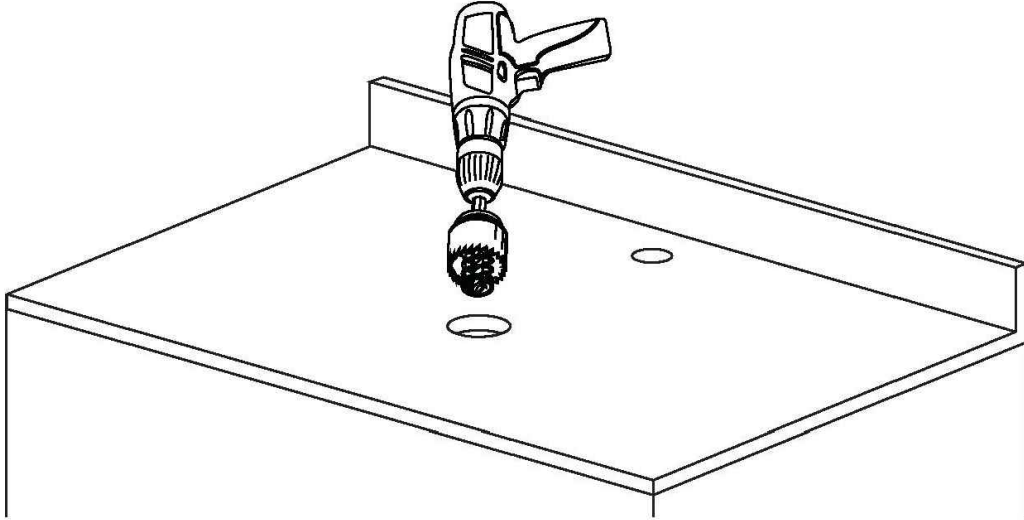
**NOTE:** Please allow a minimum of 3 1/2" from wall to edge of sink for faucet placement clearance



## 2. Drill Countertop

---


- Cut the drain opening in the countertop by carefully placing the 4" hole saw on the area marked by pencil.



## 3. Apply Silicone

---

- Check the alignment of the sink to the opening in the countertop. Use a bead of clear silicone (or preferred adhesive) around the underside of the sink.

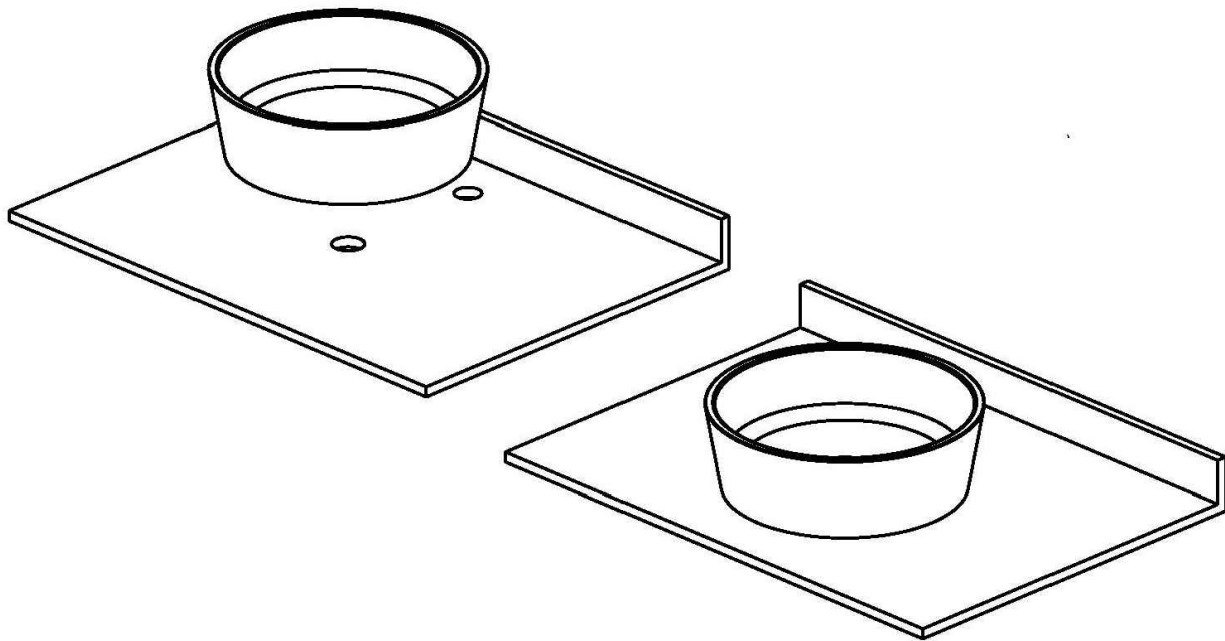


#### 4. Install Sink

---

- Carefully place the sink on the countertop, align and press firmly
- Allow sealant to set for 30 - 60 minutes

**NOTE:** Use acetone or rubbing alcohol to remove any excess sealant immediately after application



#### 5. Install Plumbing Fixtures

---

- Connect drain to sink. Connect trap to drain. Connect water supply connections to faucet according to manufacturer's instructions
- Run water into sink and check for leaks



## Codes/Standards Applicable:



---

### Ceramic Bathroom Sink Warranty

Kraus products are manufactured and tested to the highest quality standards by Kraus USA Inc. ("Kraus").

Kraus extends this warranty to the original purchaser for personal household use of the "**Ceramic Sink**" in its original location. The warranty is non-transferable.

Kraus warrants the structure and finish of the product (**Ceramic Sink**) to be free from defects in material and workmanship under normal usage for the lifetime of the product. The warranty commences from the initial date of purchase by the owner or trade professional, from an authorized Kraus dealer, through the lifetime of the original owner or end-user.

Any product reported to the authorized dealer or to Kraus as being defective within the warranty period will be repaired or replaced with a product of equal value at the option of Kraus. This warranty extends to the original owner or end-user, and is not transferable to a subsequent owner.

### Restrictions

This warranty does not cover antediluvian, discontinued, or display products, whether such items are purchased at discount outlets, unauthorized dealers, and/or sold on clearance.

This warranty does not cover instances of negligence, misuse, abuse, improper installation, carelessness, accident, hard water or mineral deposits, exposure to corrosive materials, misapplication, damages caused by improper maintenance, alteration of the product, or failure to follow care or installation instructions enclosed with your product. Avoid using abrasive cleaners such as powders, bleach, ammonia, alcohol, or chlorine. Avoid using abrasive pads, steel wool, or wire brushes, as these will damage and wear down the finish.

This warranty does not apply to Products that have not been installed or operated in accordance with instructions supplied by Kraus and all applicable rules, regulations, and legislation pertaining to such installations. This warranty does not apply unless the Kraus product is installed by a fully insured and licensed trade professional. Kraus insists that such professionals have experience in the installation of bathroom and kitchen manufactured goods.

This warranty does not cover labor charges or costs of removal and reinstallation of said product. This warranty does not allow recovery of incidental or consequential damages, such as loss of use, delay, property damage, or other consequential damages, and Kraus accepts no liability for such damages.

**(Due to the nature of drain usage, there is no finish warranty on any drain product/including pop-up drains, lavatory drains and kitchen drains)**

This warranty does not cover Marine or Outdoor Installation.

Except as otherwise provided above, Kraus makes no warranties, expressed or implied, including warranties of merchantability and fitness for a particular purpose, or compliance with any code.

Shipping charges will be covered for the first (1) year of the warranted replacement part or product (HI, AK, and Puerto Rico shipping charges may apply). International shipping fees are not included.

## **Commercial Warranty**

Kraus extends the above warranty for a period of one (1) year to purchasers of products for industrial, commercial, and business use.

All incidental or consequential damages are specifically excluded. No additional warranties, express or implied are given, including but not limited to, any implied warranty of merchantability or fitness for a particular purpose.

Some states do not allow the exclusion or limitation of incidental or consequential damages, or limitations on how long an implied warranty lasts, so the above limitations or exclusions may not apply to you.

This warranty gives you specific legal rights, and you may also have other rights which vary from state to state.

### **If you are a homeowner, please contact a Kraus Customer Service Representative at:**

Kraus USA, Inc.  
12 Harbor Park Drive  
Port Washington, NY 11050  
Toll-Free : 800-775-0703  
Customerservice@kraususa.com

### **If you are a plumbing contractor or trade professional, please contact a Kraus Pro Representative at:**

Kraus USA, Inc.  
12 Harbor Park Drive  
Port Washington, NY 11050  
516-801-8955  
Proservice@kraususa.com

### **If you are an authorized partner, please contact a Partner Support Representative at:**

Kraus USA, Inc.  
12 Harbor Park Drive  
Port Washington, NY 11050  
516-801-8954  
Partnersupport@kraususa.com

### **In requesting warranty service, please be ready to provide:**

1. Proof of purchase.
2. A description of the problem.

### **Download the Kraus Care & Maintenance Guide at:**

<http://www.kraususa.com/maintenance>

## REGISTER YOUR PRODUCT TODAY

**Receive** Proof of Ownership

**Access** Customer Care & Installation Help

**Get** Exclusive Kraus Offers & Promotions



Scan to Register Online  
or visit <http://www.kraususa.com/registration>

**We're always looking for ways to improve.**

Please take a moment to share your experience.  
Visit <http://www.kraususa.com/review> to let us know what you think  
about your new Kraus product.

Contact Us to Learn More  
1.800.775.0703 / [www.kraususa.com](http://www.kraususa.com) / [customerservice@kraususa.com](mailto:customerservice@kraususa.com)  
Like & Follow KrausUSA

Download the Kraus Care & Maintenance Guide at:  
<http://www.kraususa.com/maintenance>



**Kräus**  
[www.kraususa.com](http://www.kraususa.com)