

## Features

- Single lever handle controls both on/off activation and temperature setting.
- Integrated push button diverter.
- Includes single function 2.5 gpm (9.5 l/min) showerhead with Katalyst® Air Induction Technology.
- MasterClean spray nozzles to prohibit mineral build-up for easy cleaning.
- Includes face plate with handle, shower arm and flange and showerhead.
- Trim set requires valve to complete installation.
- Intended for use with Rite-Temp or HiFlow Rite-Temp valves.
- Coordinates with Alteo faucets and accessories to complete your bathroom.

## Material

- Premium material construction with metal handle ensures reliability and durability.
- KOHLER finishes resist corrosion and tarnishing.

## Technology

- Pressure-balancing diaphragm technology maintains outlet temperature within +/-3 degrees Fahrenheit during water pressure fluctuations.

## Required Products/Accessories

K-11748 Series Rite-Temp® Valves



## Codes/Standards




ASME A112.18.1/CSA B125.1  
DOE - Energy Policy Act 1992

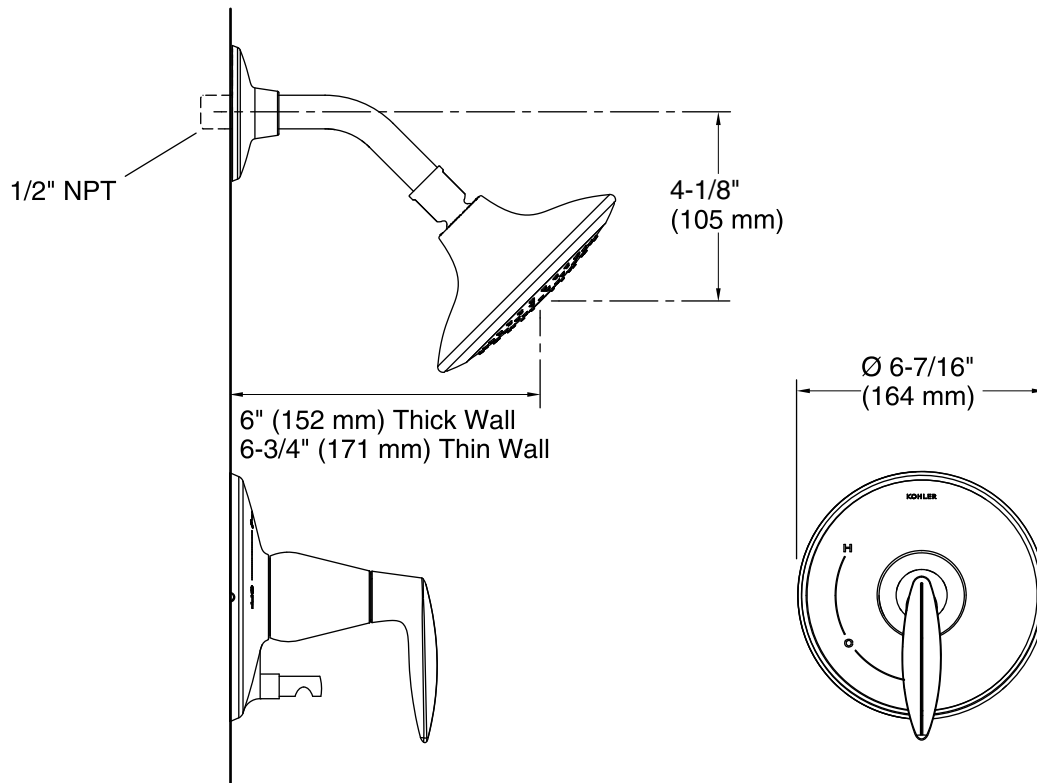
## KOHLER® Faucet Lifetime Limited Warranty

See website for detailed warranty information.

## Available Colors/Finishes

*Color tiles intended for reference only.*

Color	Code	Description
	CP	Polished Chrome
	BN	Vibrant® Brushed Nickel
	2BZ	Oil-Rubbed Bronze



## Technical Information

All product dimensions are nominal.

Drain included: No

## Notes

Install this product according to the installation instructions.

Avoid cross-flow conditions. Do not install shut-off device on either valve outlet.

Install straight pipe or tube drop of 7" (178 mm) to 18" (457 mm) with single elbow between the valve and wall-mount spout.