

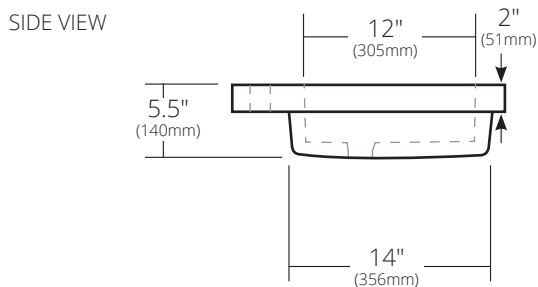
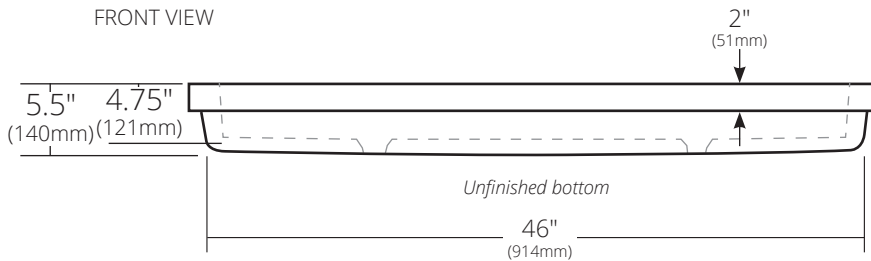
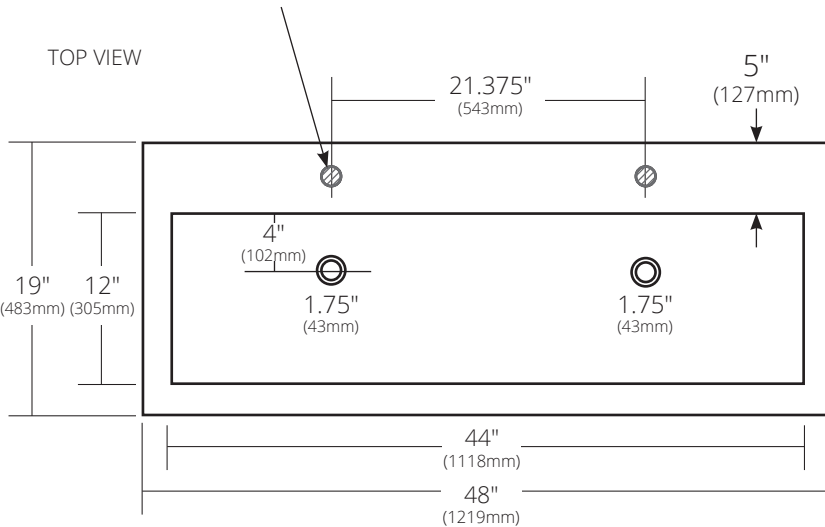
SPECIFICATIONS

TROUGH 4819

NativeStone® Collection



NOTE: These faucet holes do not exist in **no faucet hole** options.



Single Faucet Hole

NSL4819-A Ash
NSL4819-C Charcoal
NSL4819-E Earth
NSL4819-P Pearl
NSL4819-S Slate

No Faucet Hole

NSL4819-AX Ash
NSL4819-CX Charcoal
NSL4819-EX Earth
NSL4819-PX Pearl
NSL4819-SX Slate

PRODUCT DETAILS

- 48" x 19" x 5.5" OD (1219mm x 483mm x 140mm)
- 44" x 12" x 4.75" ID (1118mm x 305mm x 121mm)
- 1.75" (43mm) drain opening
- Handcrafted from sustainable NativeStone
- Sealed with NativeStone Shield™

INSTALLATION

- Drop-In

COORDINATING PRODUCTS

- Drains: DR120, DR130 or DR150

STANDARDS COMPLIANCE

- UPC/cUPC compliant
- **ADA** COMPLIANT

IMPORTANT

Do NOT use tape or other adhesives on NativeStone as it may remove the sealer.

Due to the handcrafted nature of this product, it will vary in finish, texture, hammering, and other details. Dimensions may vary up to 1/4" (6mm). We strongly recommend waiting for the actual product before making any installation cuts.