



Baby Safe Playpen USER'S MANUAL

Special Note

The instructions used in this manual are solely for the illustration of the operation method and structure of the product. When there is a marginal difference between the physical object and the figure, the actual product shall prevail. For the purpose of quality and product improvement, the company may change the structure and appearance of the product without notice. Thank you!

Important Safety Instructions



WARNING: This children' s playpen is designed to provide an independent and safe playing space for babies and that can be used by multiple children. Parents and children can get along in different rooms, such as the kitchen and living room.



WARNING: Do not use this product as a support, and do not shake it violently. Children under the age of 8 near the product should always be supervised by a capable adult. This product is not for commercial use and will not carry any warranty for commercial use.

READ ALL INSTRUCTIONS BEFORE USE

To reduce the risk of injury to persons:

- 1.Keep away from fire and power supply.
- 2.Keep children out of the assembly area before assembly.
- 3.Ensure that all parts are correctly installed, incorrect Installation can lead to a Danger.
- 4.We recommend that you install it under the intended use space and avoid moving the product when assembled.
- 5.Ensure a secure surface during construction, and place the product always on a flat, steady and stable surface.
- 6.Recommended for children between 3 months and 6 years old.

WARRANTY

ONE YEAR FRAME LIMITED WARRANTY

WHAT IS COVERED

We guarantee the folding baby playpen to be free of manufacturing defects to the original purchaser for one year.

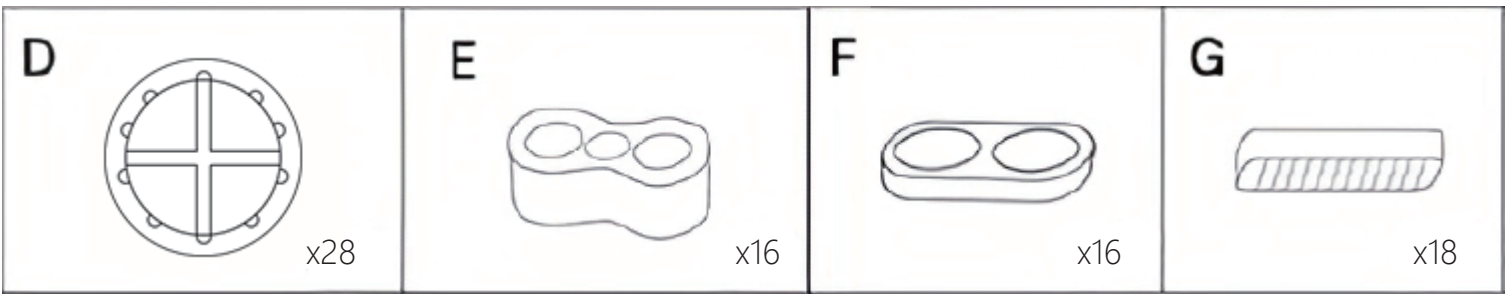
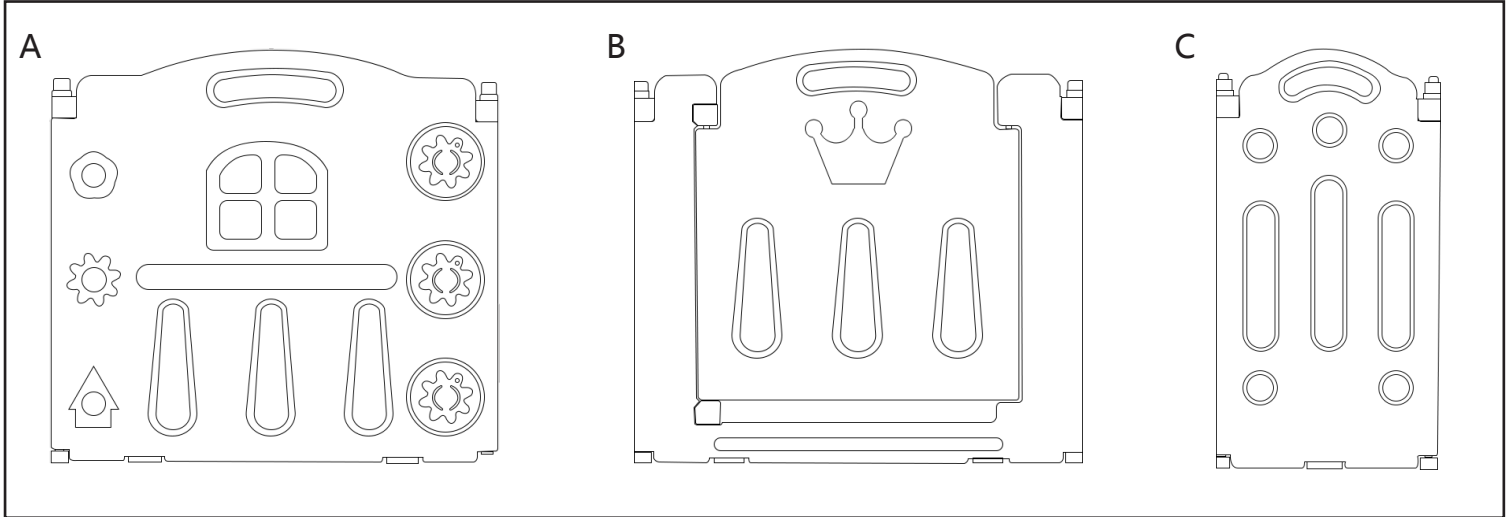
WHAT IS NOT COVERED

It remains the customer' s responsibility for freight and packaging charges to and from our service center. This warranty does not cover the freight and cost that may be incurred while returning the product at any time, and certainly does not cover damages caused by improper handling or usage of the product by the customer. We reserve the right to make substitutions with similar merchandise, if the model in question is no longer in production.

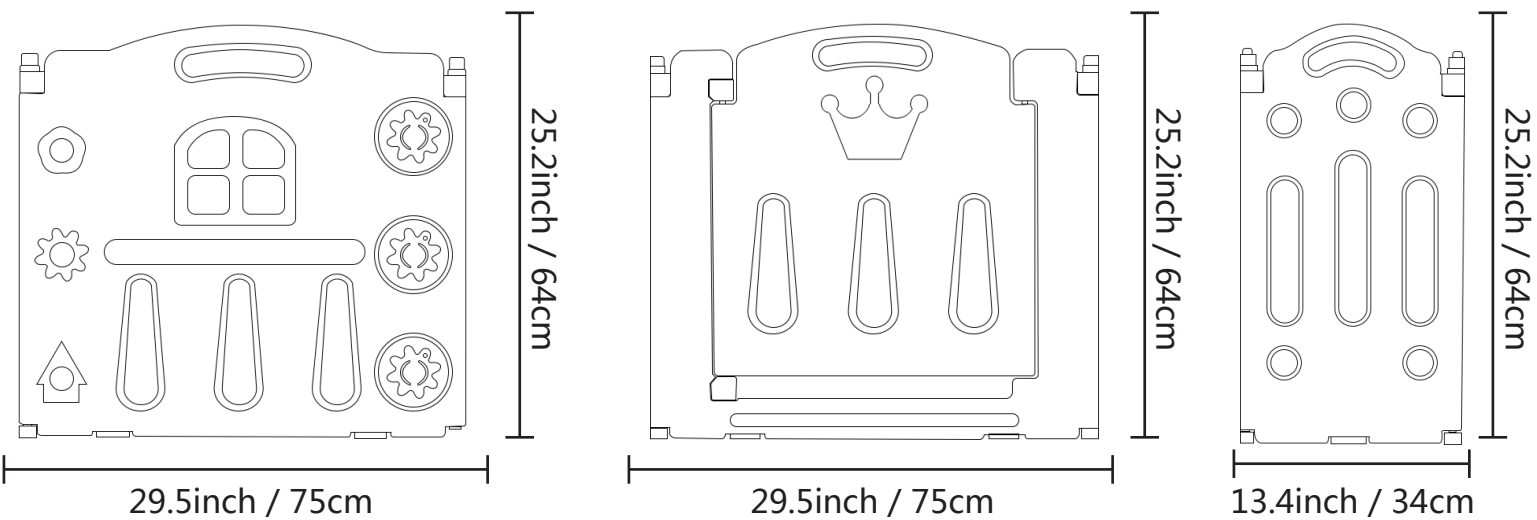
MAINTENANCE PROCEEDURE

Check the tightness regularly and tighten it according as required. Always check all plastic parts to avoid cracks or abrasion and make sure it is properly fixed when necessary. Check the both ends and all connection points, and clean it regularly.

1 Playpen Packing Accessories



2 Product Size



3 Product Installation

