

### Features

- Wall-mount
- With overflow
- Drilled for concealed arm carrier
- With hanger
- Vitreous china
- Optional soap dispenser hole on left (-L) or right (-R)
- 20-3/4" (527 mm) x 18-1/4" (464 mm)

### Codes/Standards Applicable

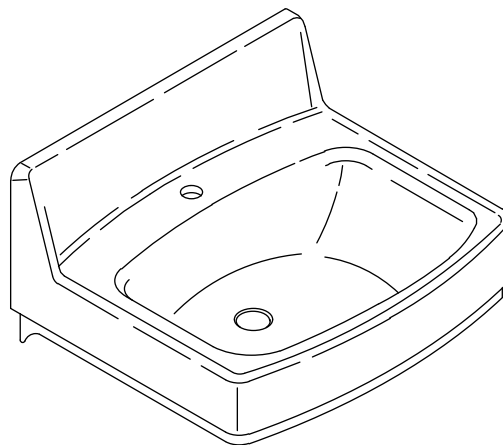
Specified model meets or exceeds the following:

- ADA
- ICC/ANSI A117.1
- OBC
- ASME A112.19.2/CSA B45.1

## WALL-MOUNT BATHROOM SINK K-2031

ADA

OBC



### Colors/Finishes

- 0: White
- Other: Refer to Price Book for additional colors/finishes

### Accessories:

- CP: Polished Chrome
- Other: Refer to Price Book for additional colors/finishes

### Specified Model

Model	Description	Colors/Finishes	
K-2031	Single-hole bathroom sink less soap dispenser hole	<input type="checkbox"/> 0	<input type="checkbox"/> Other_____
K-2031-L	Single-hole bathroom sink with soap dispenser hole on left	<input type="checkbox"/> 0	<input type="checkbox"/> Other_____
K-2031-R	Single-hole bathroom sink with soap dispenser hole on right	<input type="checkbox"/> 0	<input type="checkbox"/> Other_____
K-2031-N	Single-hole bathroom sink less overflow	<input type="checkbox"/> 0	<input type="checkbox"/> Other_____
K-2031-NL	Single-hole bathroom sink with soap dispenser hole on left less overflow	<input type="checkbox"/> 0	<input type="checkbox"/> Other_____
K-2031-NR	Single-hole bathroom sink with soap dispenser hole on right less overflow	<input type="checkbox"/> 0	<input type="checkbox"/> Other_____

#### Recommended Accessory

K-8998	Trap	<input type="checkbox"/> CP	<input type="checkbox"/> Other_____
--------	------	-----------------------------	-------------------------------------

#### Optional Accessory

K-1808-P	Brackets	<input type="checkbox"/> NA
----------	----------	-----------------------------

### Product Specification:

The single-hole wall-mount bathroom sink shall be 20-3/4" (527 mm) in length, and 18-1/4" (464 mm) in width. Bathroom sink shall be made of vitreous china. Bathroom sink with hanger and overflow shall be drilled for concealed arm carrier. Bathroom sink shall have optional soap dispenser hole on left (-L) or right (-R). Bathroom sink shall be Kohler Model K-2031-\_\_\_\_\_.

# GREENWICH™

## Technical Information

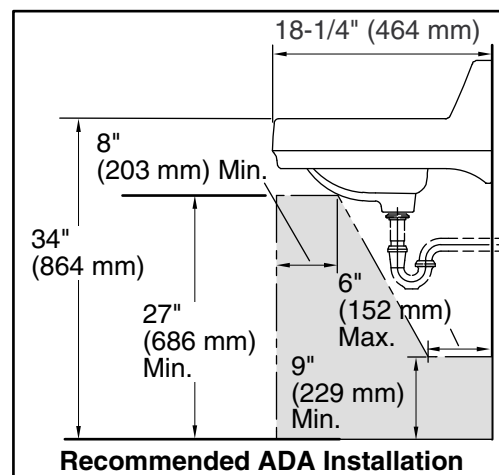
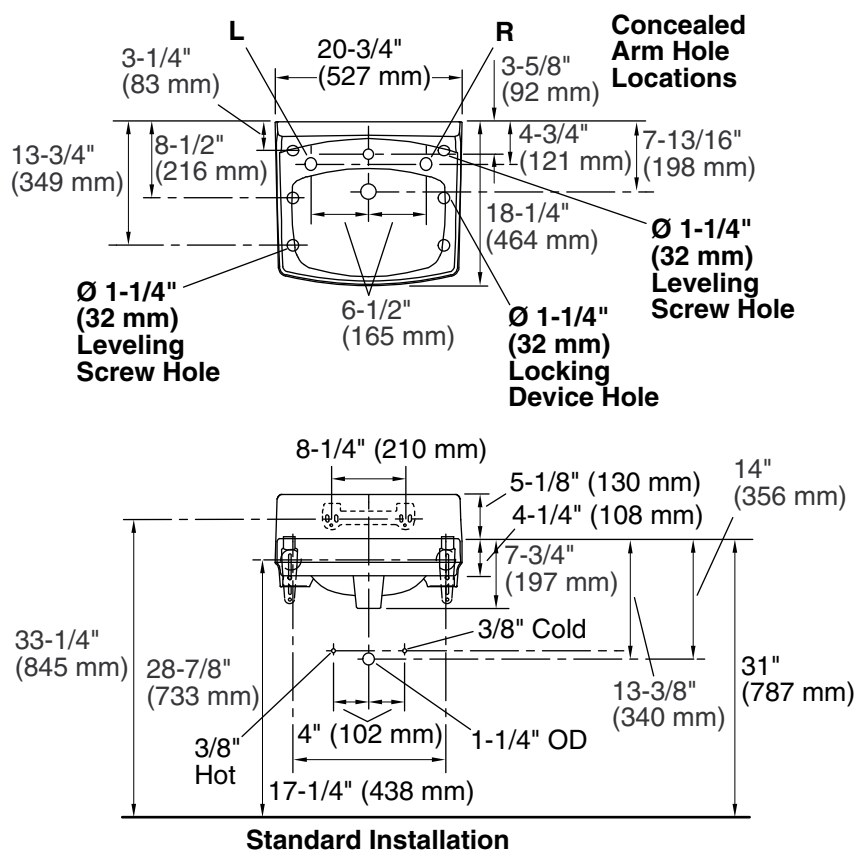
Fixture:*	
Basin area	15" (381 mm) x 10" (254 mm)
Water depth	3-1/4" (83 mm)
Drain hole	Ø 1-3/4" (44 mm)
* Approximate measurements for comparison only.	
Spout hole	Ø 1-3/8" (35 mm)
Faucet hole	Ø 1-3/8" (35 mm)
Soap dispenser hole	Ø 1-1/4" (32 mm)
Included components:	
Hanger	64839
Supplied hanger is not used with concealed arm carrier.	

## Installation Notes

Install this product according to the installation guide.

Will comply with **ADA** when installed per section 606 Lavatories of the Act.

Will comply with **OBC** when installed per Clause 3.8.3.11.



## Product Diagram

GREENWICH™ WALL-MOUNT BATHROOM SINK

Page 2 of 2  
1007348-4-E

THE BOLD LOOK  
OF **KOHLER**®