

### Features

- For use with valves with a diverter
- Complements Pinstripe® Suite
- Lever handle
- Requires a Rite-Temp® pressure-balancing valve
- 6-7/8" (175 mm) non-diverter spout with 1/2" NPT connection

### Material

- Premium material construction

### Installation

- Wall-mount

### Required Accessories

Option 1

K-11748-K Pressure-Balancing Valve w/Diverter

or

Option 2

K-11748-KS Pressure-Balancing Valve w/Diverter



### Codes/Standards

ASME A112.18.1/CSA B125.1

ASSE 1016



DOE - Energy Policy Act 1992

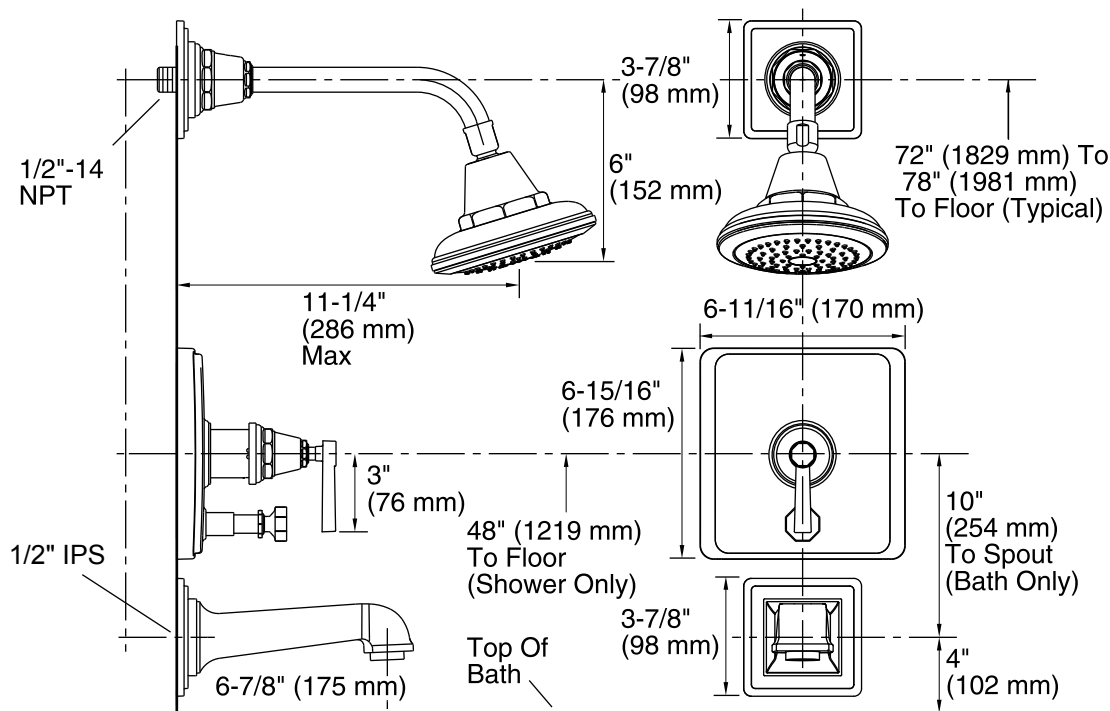
### KOHLER® Faucet Lifetime Limited Warranty

See website for detailed warranty information.

### Available Color/Finishes

*Color tiles intended for reference only.*

Color	Code	Description
	CP	Polished Chrome
	BN	Vibrant® Brushed Nickel



### Technical Information

All product dimensions are nominal.

### Notes

Install this product according to the installation guide.

Avoid cross-flow conditions. Do not install shut-off device on either valve outlet.

Cap the shower outlet if deck-mount spout, diverter, or handshower is connected to the spout outlet.

Install straight pipe or tube drop of 7" (178 mm) to 18" (457 mm) with single elbow between the valve and wall-mount spout.