





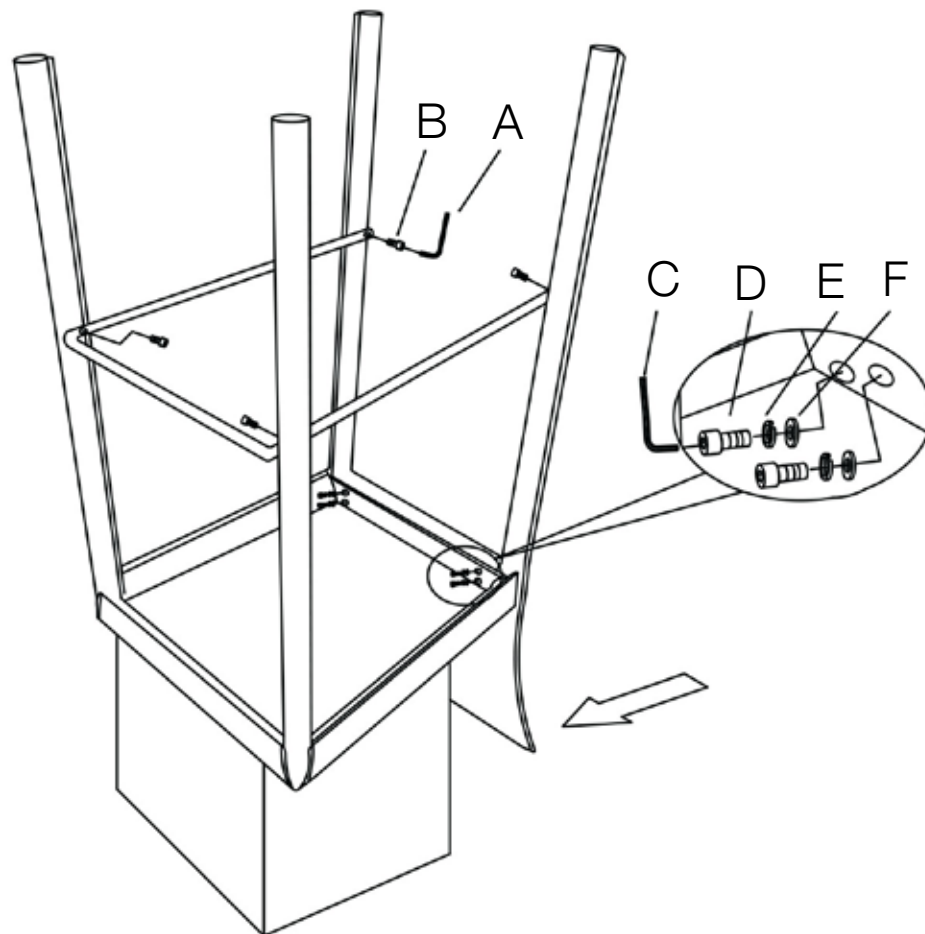


Assembly Instructions

Bar Stool



- | | | |
|----------|---|-----------|
| 4mm |  | A (1 pc) |
| M6 x 15 |  | B (4 pcs) |
| 8mm |  | C (1 pc) |
| M10 x 25 |  | D (4 pcs) |
| Ø10 |  | E (4 pcs) |
| Ø10 |  | F (4 pcs) |



During assembly, hand tighten screws only. When all screws are in place, then tighten completely.