

## SAFETY WARNINGS

1. FOLLOW THE INFORMATION ON THE WARNINGS APPEARING ON THE UPPER BUNK END STRUCTURE AND ON THE CARTON. DO NOT REMOVE WARNING LABEL FROM BED.
2. ALWAYS USE THE RECOMMENDED SIZE MATTRESS OR MATTRESS SUPPORT, OR BOTH, TO HELP PREVENT THE LIKELIHOOD OF ENTRAPMENT OR FALLS.
3. SURFACE OF MATTRESS MUST BE AT LEAST 5 INCHES BELOW THE UPPER EDGE OF GUARDRAILS.
4. DO NOT ALLOW CHILDREN UNDER 6 YEARS OF AGE TO USE THE UPPER BUNK.
5. PERIODICALLY CHECK AND ENSURE THAT THE GUARD RAIL, LADDER, AND OTHER COMPONENTS ARE IN THEIR PROPER POSITION, FREE FROM DAMAGE, AND **THAT ALL CONNECTORS ARE TIGHT.**
6. DO NOT ALLOW HORSEPLAY ON OR UNDER THE BED AND PROHIBIT JUMPING ON THE BED.
7. ALWAYS USE THE LADDER FOR ENTERING OR LEAVING THE UPPER BUNK.
8. DO NOT USE SUBSTITUTE PARTS. CONTACT MANUFACTURER OR DEALER FOR REPLACEMENT PARTS.
9. USE OF A NIGHT LIGHT MAY PROVIDE AN ADDED SAFETY PRECAUTION FOR A CHILD USING THE UPPER BUNK.
10. ALWAYS USE GUARD RAILS ON BOTH LONG SIDES OF THE UPPER BUNK.
11. IF THE BUNK BED WILL BE PLACED NEXT TO A WALL, THE GUARD RAIL THAT RUNS THE FULL LENGTH OF THE BED SHOULD BE PLACED AGAINST THE WALL TO PREVENT ENTRAPMENT BETWEEN THE BED AND THE WALL.
12. PROHIBIT MORE THAN ONE PERSON ON THE UPPER BUNK.
13. THE USE OF WATER OR SLEEP FLOTATION MATTRESSES IS PROHIBITED.
14. KEEP THESE INSTRUCTIONS FOR FUTURE REFERENCE.

### SIZE OF MATTRESS

USE ONLY MATTRESS MEETING THE FOLLOWING SPECIFICATIONS ON UPPER AND LOWER BUNKS:

STANDARD TWIN: 74"-75" LONG AND 37 ½" - 38 ½" WIDE

STANDARD FULL: 74"-75" LONG AND 52 ½" - 53 ½" WIDE

ENSURE THICKNESS OF MATTRESS DOES NOT EXCEED 9" ON UPPER OR LOWER BUNKS AND MATTRESS IS AT LEAST 5" BELOW UPPER EDGE OF GUARD RAILS.

STRANGULATION HAZARD – NEVER ATTACH OR HANG ITEMS TO ANY PART OF THE BUNK BED THAT ARE NOT DESIGNED FOR USE WITH THE BED: FOR EXAMPLE, BUT NOT LIMITED TO HOOKS, BELTS AND JUMP ROPES.

### REPLACEMENT PARTS

REPLACEMENT PARTS, INCLUDING ADDITIONAL GUARDRAILS, MAY BE OBTAINED FROM ANY OF OUR DEALERS OR MANUFACTURER.



Bio Móvel Certifies That Your Product is....

**Environmentally Sustainable** -Manufactured from 100% reforested pine wood from Brazil!

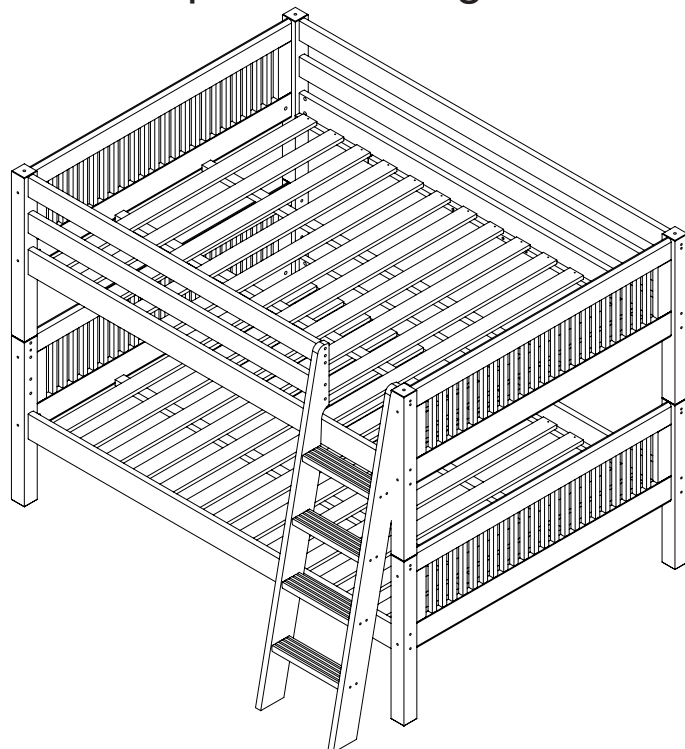
**Environmentally Friendly** -Consistently manufactured in accordance to local government laws and norms contributing to a cleaner, healthier environment!

**Socially Responsible** -Manufacturer conforms to all labor legislation without use of child labor. Offers employee benefits such as health, meals and transportation.

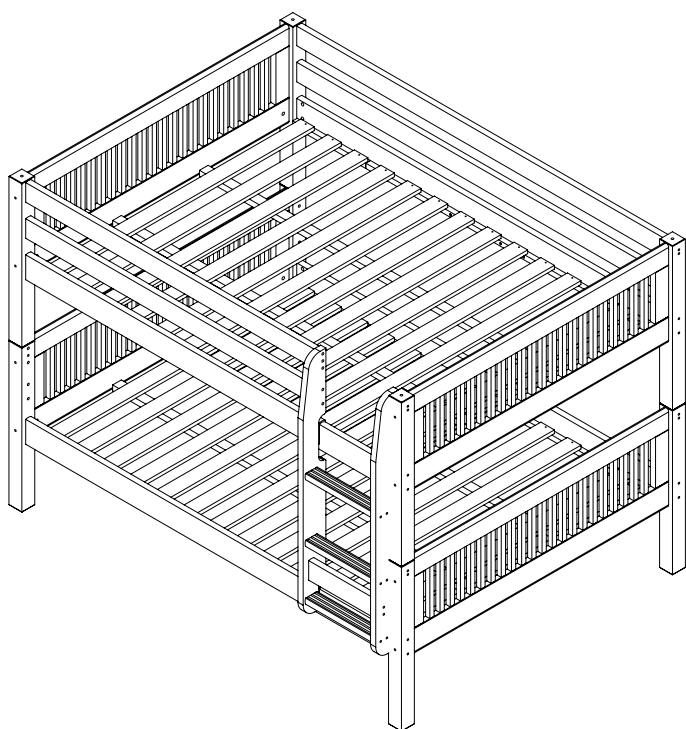
# THANK YOU FOR YOUR PURCHASE!

# BUNK BED TWIN

Option 01 - Angle Ladder



Option 02 - Attached Ladder



## ATTENTION

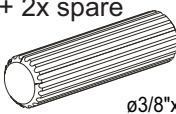
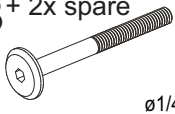



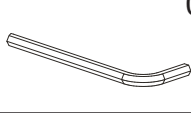
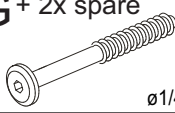
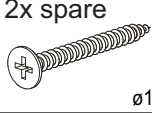
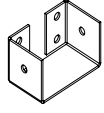
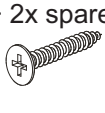
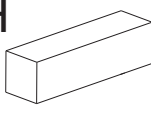
- 1 - Read and observe carefully all the assembly instructions before beginning assembly.
- 2 - The assembly of the product must be done on a clean and flat surface. We suggest to use the packaging to cover the floor to avoid damages.
- 3 - The screws must be tightened periodically.
- 4 - Avoid contact with sharp objects.
- 5 - Avoid banging pieces together.



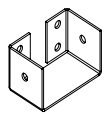
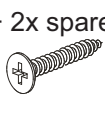
## Parts and hardware list for assembly of "BUNK BED".

The hardware is located in carton SKU numbers as indicated below. Please confirm all parts available before assembly.

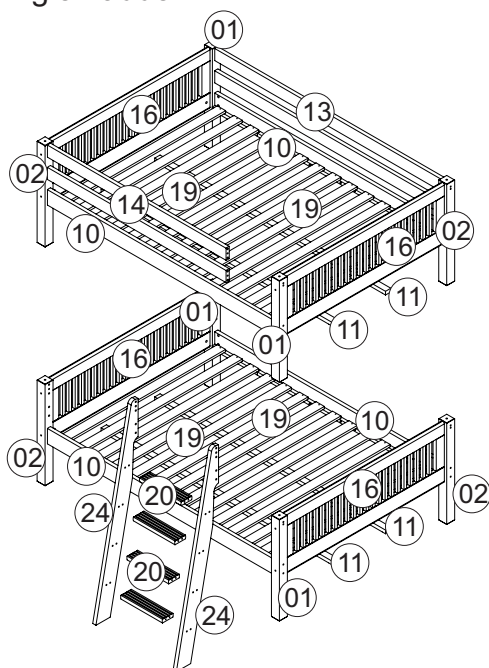
### Hardware - Carton

<b>A</b> + 2x spare 48x  ø3/8"x1 9/16"	<b>B</b> + 2x spare 27x  ø1/4"x4 1/4"	<b>C</b> + 2x spare 28x  ø1/4"x5/8"	<b>D</b> 16x  ø5/16"
<b>E</b> 04x  ø3/8"	<b>F</b> 01x 	<b>G</b> + 2x spare 08x  ø1/4"x3 7/8"	<b>I</b> + 2x spare 56x  ø1/8"x1 3/8"
<b>J</b> 04x 	<b>M</b> + 2x spare 24x  ø1/8" x 3/4"	<b>BH</b> 02x  2 3/4"	

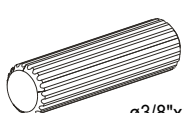

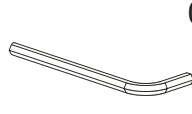
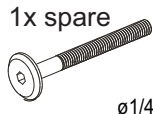
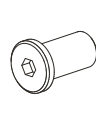
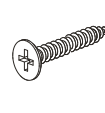
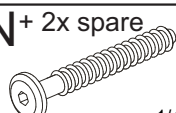
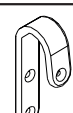
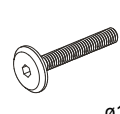
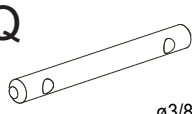
### Hardware - Carton

<b>J</b> 02x 	<b>M</b> + 2x spare 12x  ø1/8" x 3/4"
---	--

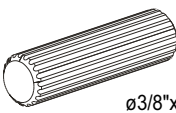
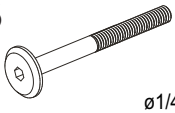



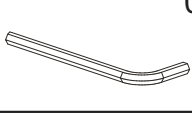
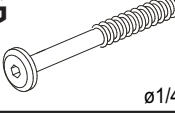
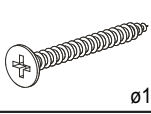
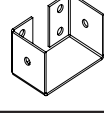
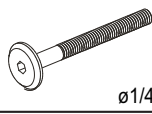
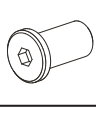
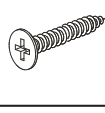
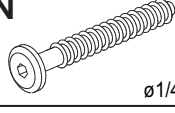
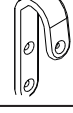
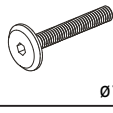
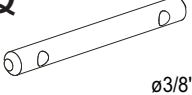
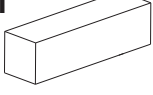
### Option 01 - Angle Ladder



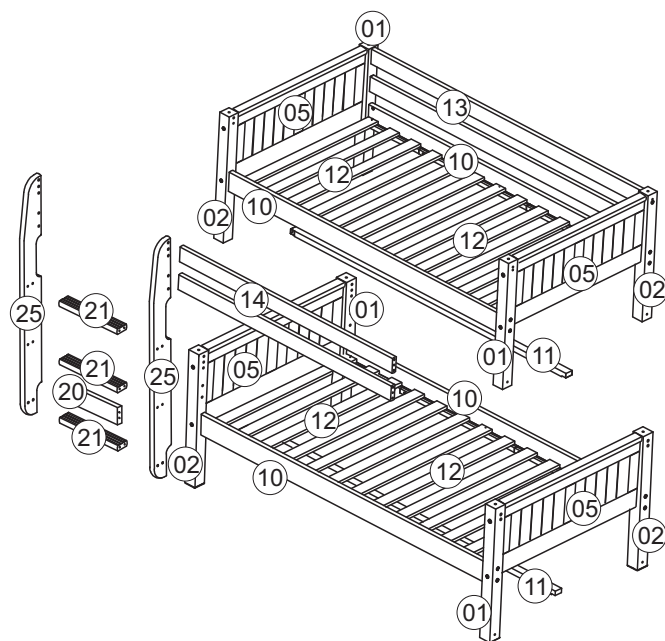
### Hardware - Carton

<b>A</b> 01x  ø3/8"x1 9/16"	<b>E</b> 08x  ø3/8"
<b>F</b> 01x 	<b>K</b> + 1x spare 02x  ø1/4"x3 1/8"
<b>L</b> 01x  ø1/4"	<b>M</b> 06x  ø1/8" x 3/4"
<b>N</b> + 2x spare 16x  ø1/4"x2 5/16"	<b>O</b> 02x 
<b>P</b> 08x  ø1/4"x1 9/16"	<b>Q</b> 04x  ø3/8"x3 1/8"

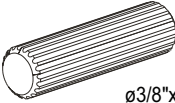

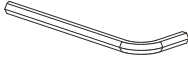
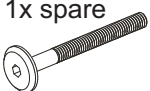


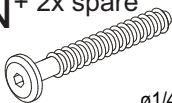
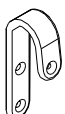
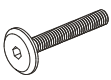
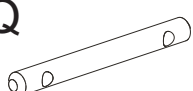
### Total parts + Hardware needed for assembly

<b>A</b> 49x  ø3/8"x1 9/16"	<b>B</b> 27x  ø1/4"x4 1/4"	<b>C</b> 28x  ø1/4"x5/8"	<b>D</b> 16x  ø5/16"	<b>E</b> 12x  ø3/8"
<b>F</b> 02x 	<b>G</b> 08x  ø1/4"x3 7/8"	<b>I</b> 56x  ø1/8"x1 3/8"	<b>J</b> 08x 	<b>K</b> 02x  ø1/4"x3 1/8"
<b>L</b> 01x  ø1/4"	<b>M</b> 54x  ø1/8" x 3/4"	<b>N</b> 16x  ø1/4"x2 5/16"	<b>O</b> 02x 	<b>P</b> 08x  ø1/4"x1 9/16"
<b>Q</b> 04x  ø3/8"x3 1/8"	<b>BH</b> 02x  2 3/4"			

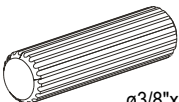
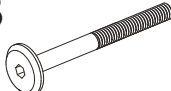
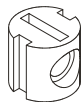


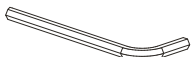
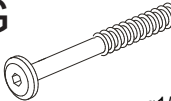
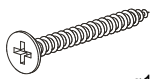
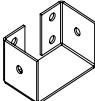
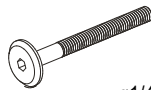


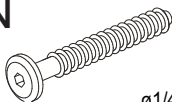
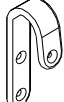
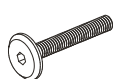
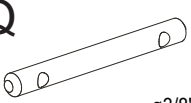
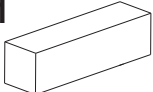
Option 02 - Attached Ladder



Hardware - Carton

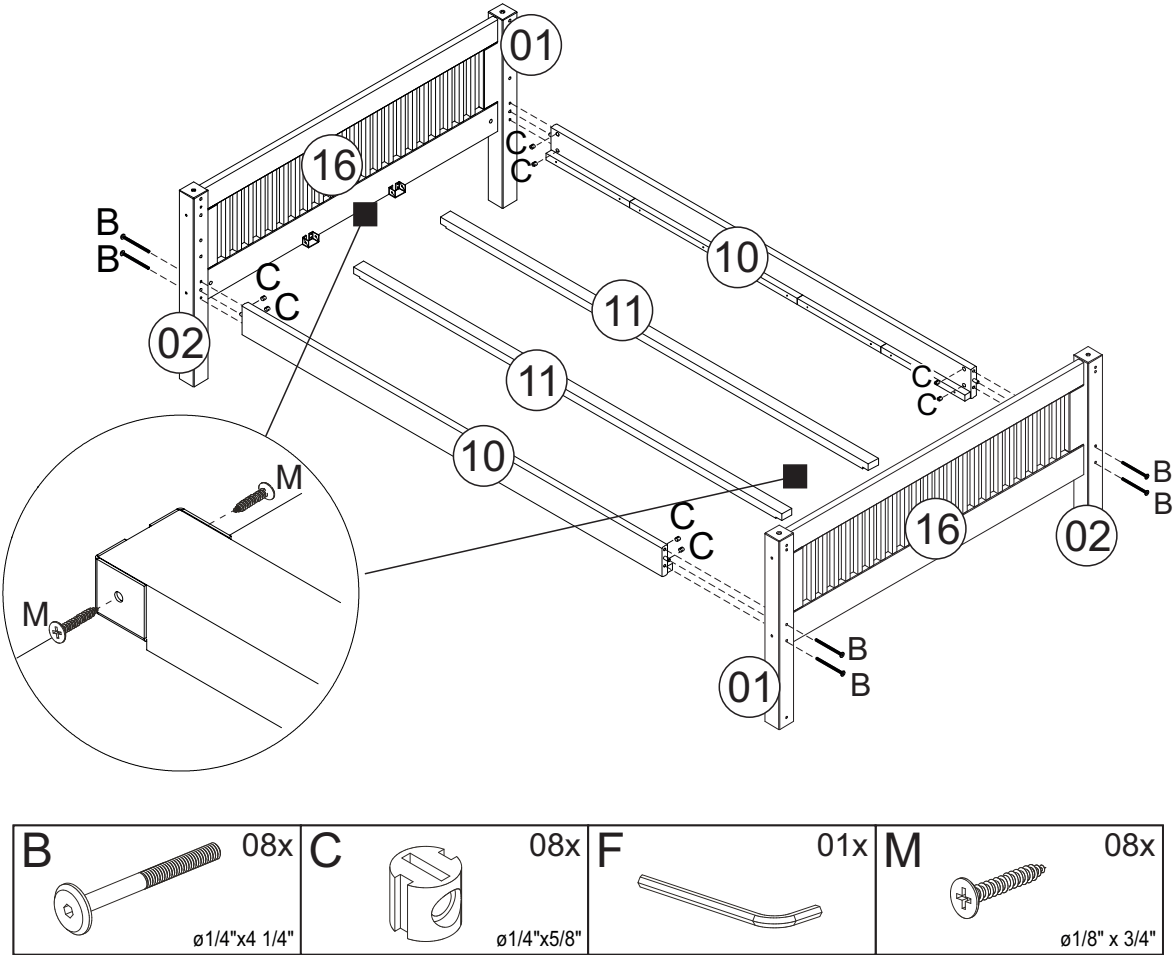
<b>A</b>  ø3/8"x1 9/16"	01x	<b>E</b>  ø3/8"	08x
<b>F</b> 	01x	<b>K + 1x spare</b>  ø1/4"x3 1/8"	02x
<b>L</b>  ø1/4"	01x	<b>M</b>  ø1/8" x 3/4"	12x
<b>N + 2x spare</b>  ø1/4"x2 5/16"	16x	<b>O</b> 	04x
<b>P</b>  ø1/4"x1 9/16"	08x	<b>Q</b>  ø3/8"x3 1/8"	04x

Total parts + Hardware needed for assembly

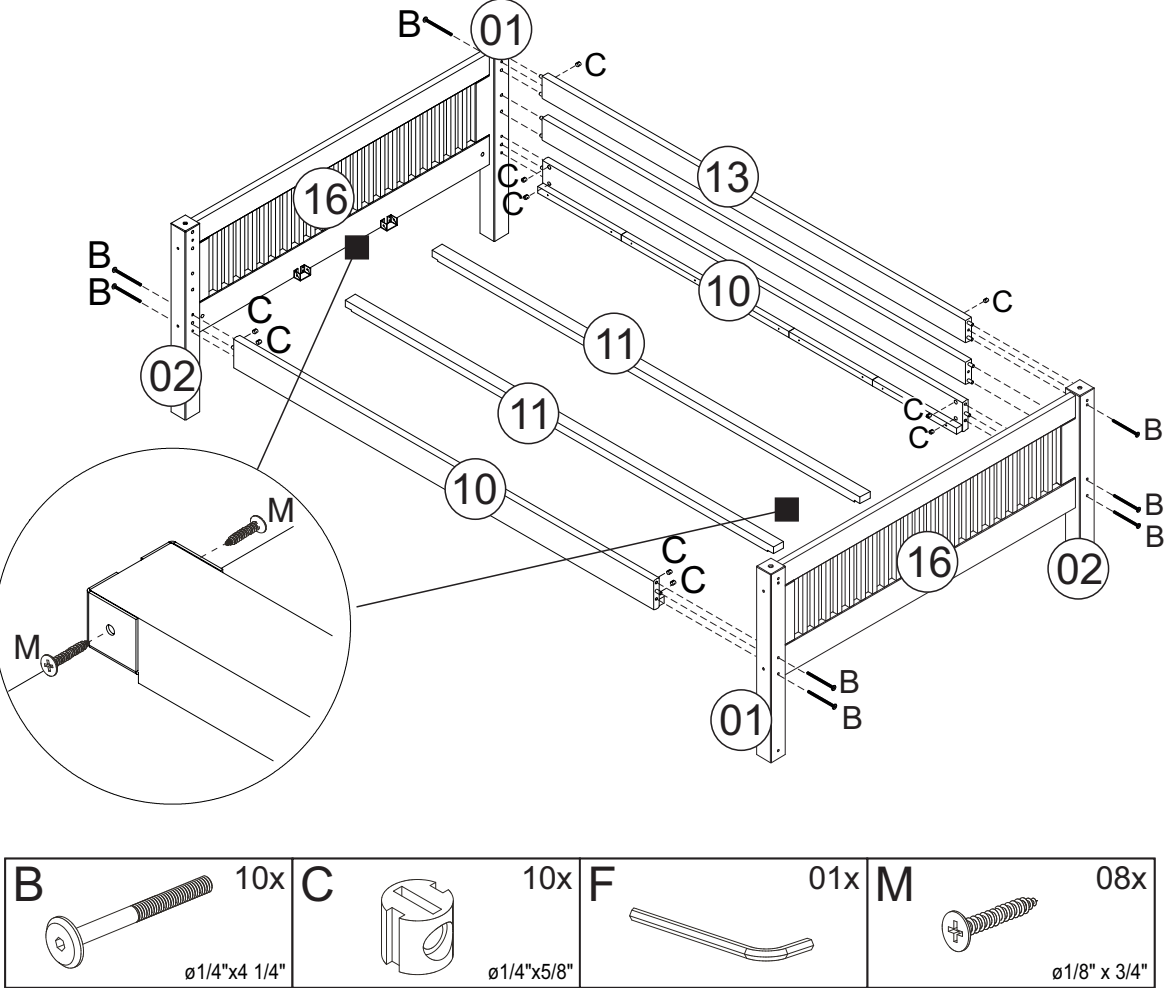
<b>A</b>  ø3/8"x1 9/16"	49x	<b>B</b>  ø1/4"x4 1/4"	27x	<b>C</b>  ø1/4"x5/8"	28x	<b>D</b>  ø5/16"	16x	<b>E</b>  ø3/8"	12x
<b>F</b> 	02x	<b>G</b>  ø1/4"x3 7/8"	08x	<b>I</b>  ø1/8"x1 3/8"	56x	<b>J</b> 	08x	<b>K</b>  ø1/4"x3 1/8"	02x
<b>L</b>  ø1/4"	01x	<b>M</b>  ø1/8" x 3/4"	60x	<b>N</b>  ø1/4"x2 5/16"	16x	<b>O</b> 	04x	<b>P</b>  ø1/4"x1 9/16"	08x
<b>Q</b>  ø3/8"x3 1/8"	04x	<b>BH</b>  2 3/4"	02x						



Step - 03

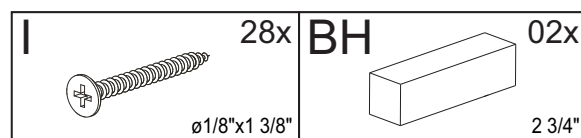
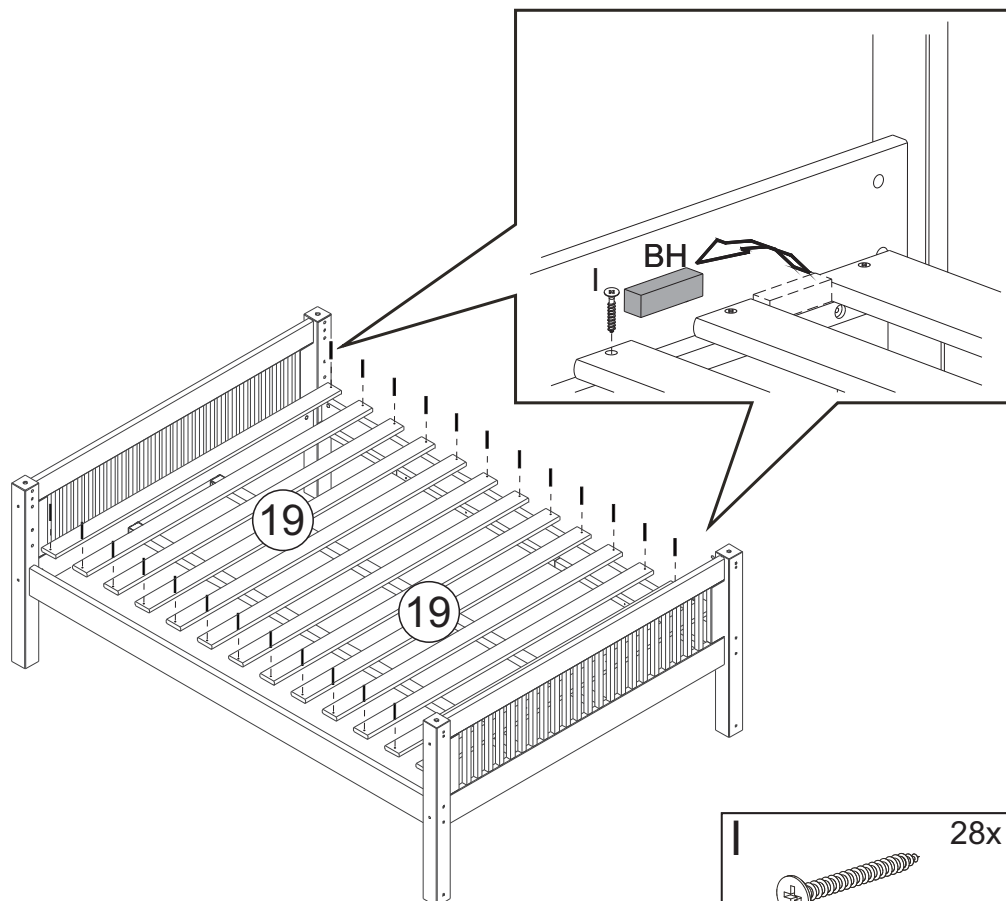


Step - 04

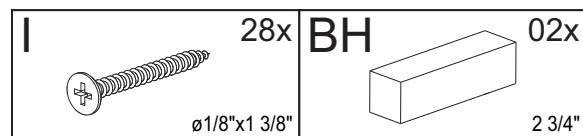
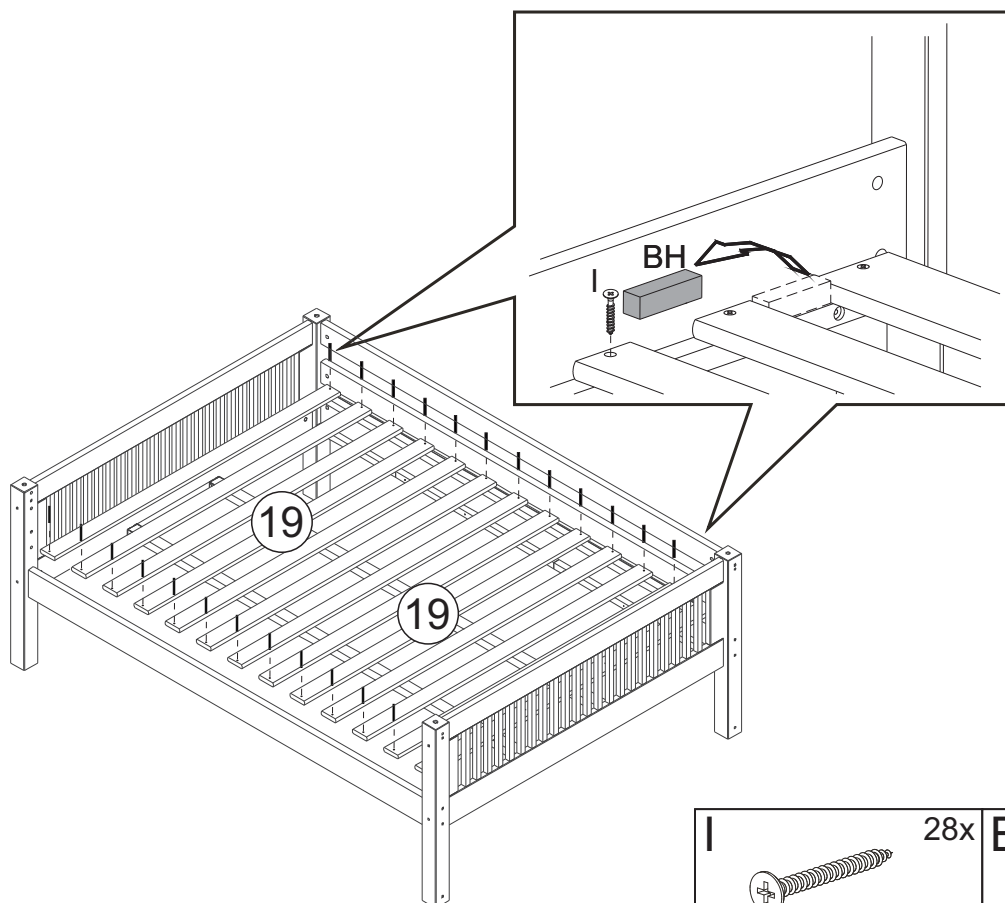




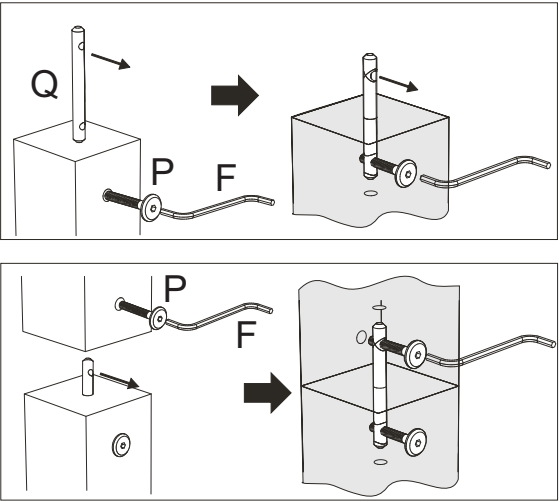
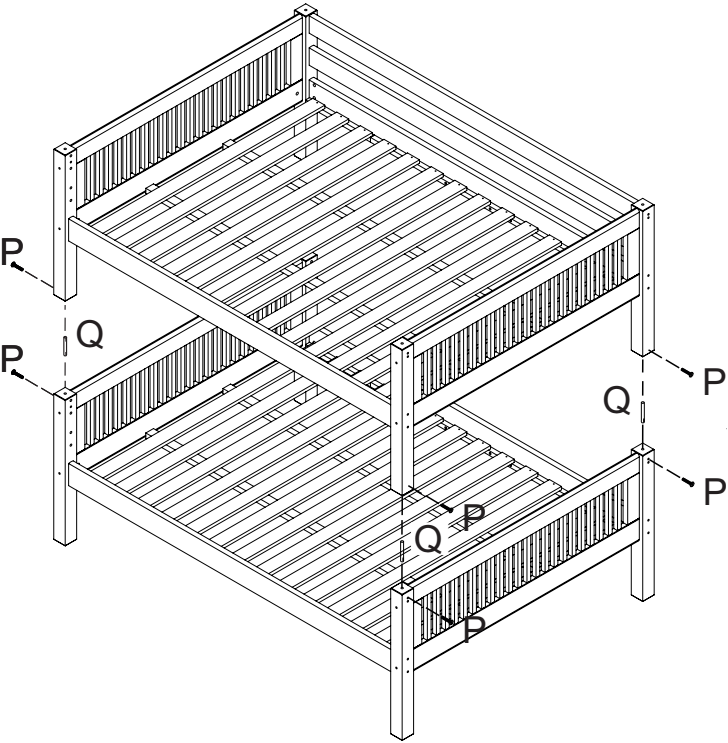
Step - 05

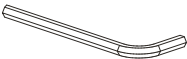
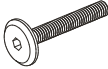
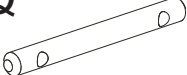


Step - 06



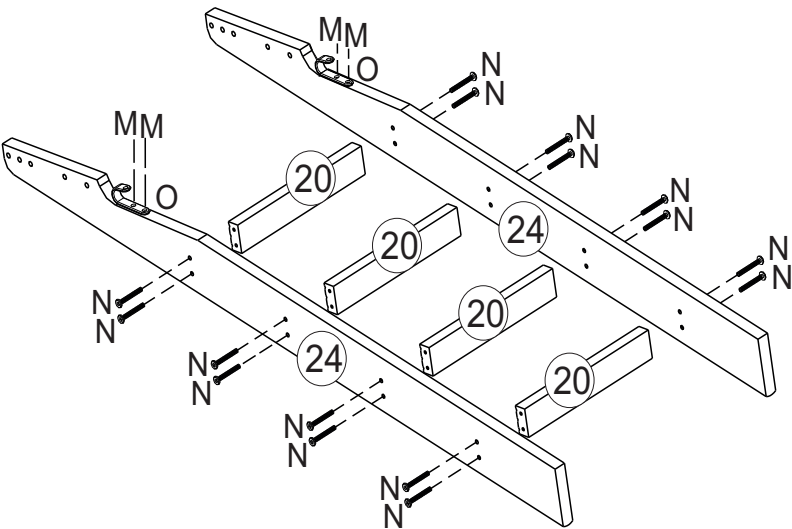
Step - 07



<b>F</b>	01x	<b>P</b>	08x	<b>Q</b>	04x
			$\varnothing 1/4" \times 1 \frac{9}{16}"$		$\varnothing 3/8" \times 3 \frac{1}{8}"$

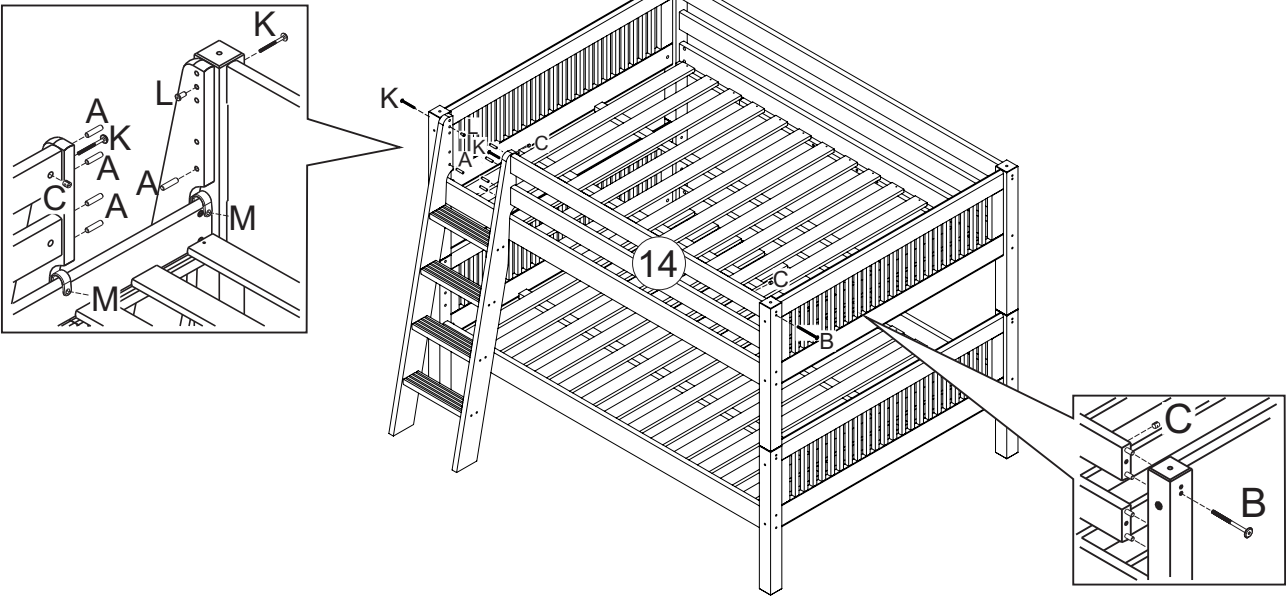


Step - 09 - Option 01 - Angle Ladder



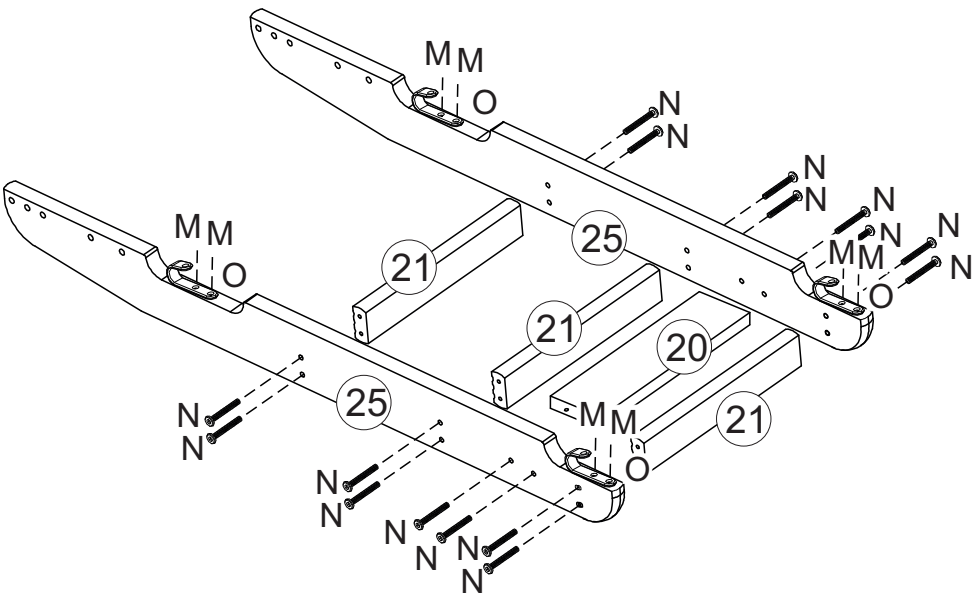
<b>F</b>	01x	<b>M</b>	04x	<b>N</b>	16x	<b>O</b>	02x
			$\varnothing 1/8" \times 3/4"$		$\varnothing 1/4" \times 2 5/16"$		

Step - 10



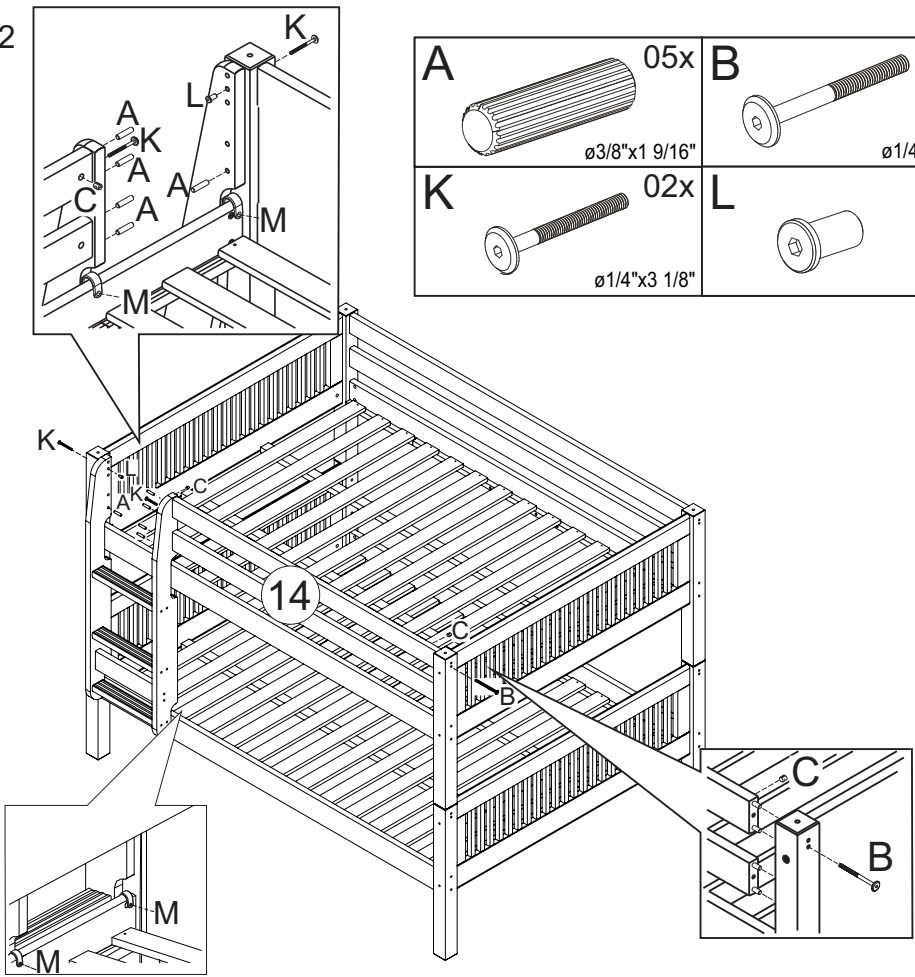
<b>A</b>	05x	<b>B</b>	01x	<b>C</b>	02x
	$\varnothing 3/8" \times 1 9/16"$		$\varnothing 1/4" \times 4 1/4"$		$\varnothing 1/4" \times 5/8"$
<b>F</b>	02x	<b>K</b>	02x	<b>L</b>	01x
			$\varnothing 1/4" \times 3 1/8"$		$\varnothing 1/4"$
		<b>M</b>	02x		
			$\varnothing 1/8" \times 3/4"$		

Step - 11 - Option 02 - Attached Ladder



<b>F</b>	01x	<b>M</b>	08x	<b>N</b>	16x	<b>O</b>	04x
			$\phi 1/8" \times 3/4"$		$\phi 1/4" \times 2 \text{ 5/16}"$		

Step - 12



<b>A</b>	05x	<b>B</b>	01x	<b>C</b>	02x
	$\phi 3/8" \times 1 \text{ 9/16}"$		$\phi 1/4" \times 4 \text{ 1/4}"$		$\phi 1/4" \times 5/8"$
<b>K</b>	02x	<b>L</b>	01x	<b>M</b>	04x
	$\phi 1/4" \times 3 \text{ 1/8}"$		$\phi 1/4"$		$\phi 1/8" \times 3/4"$
				<b>F</b>	02x

Step - 13

