

SPECIFICATIONS


Features/Benefits

- 1.75 gpm (6.6 L/min) Max Flow @ 80 psi
- Single Function
- Easy Clean Nozzles
- Integral Check Valve
- Angle and Height Adjustable
- Includes Slide Bar, D469700, Handshower, D465006, and 72" Metal Shower Hose, D469020
- Supply Elbow Sold Separately



Available Color/Finishes

Color	Description
-------	-------------

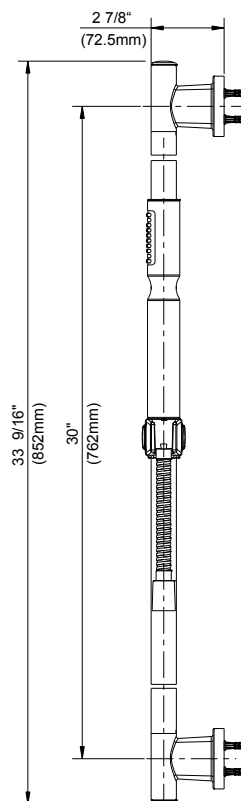
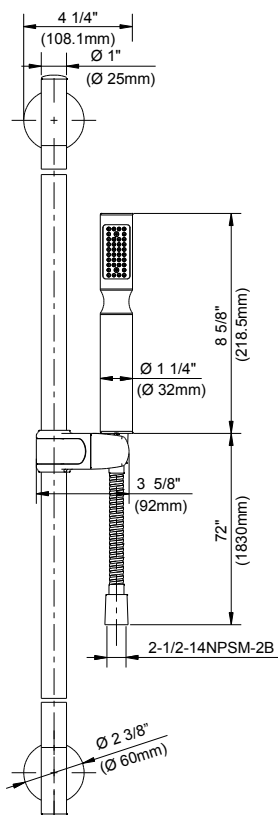
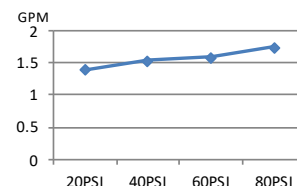
	Chrome
---	--------

Please see danze.com or current price list for available finishes.
Finish is defined by additional suffix.

Standards & Certifications



Flow Rate



Submittal Information:

Name: _____
Location: _____

Contractor: _____
Contact #: _____