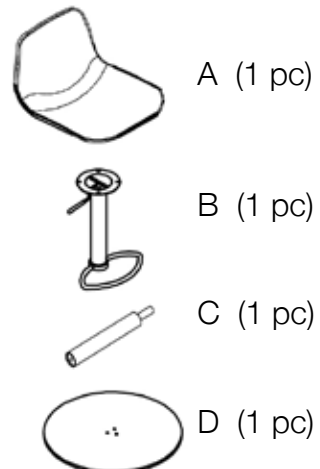


PLEASE NOTE: Check that you have received all components and hardware before assembling.

Assembly Instructions

Bar Stool



A (1 pc)

B (1 pc)

C (1 pc)

D (1 pc)

E (4 pcs)

F (4 pcs)

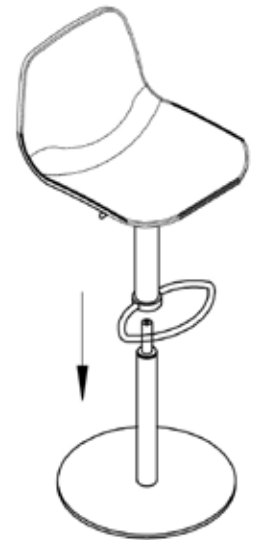
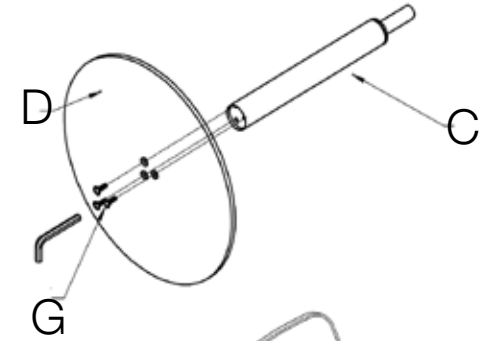
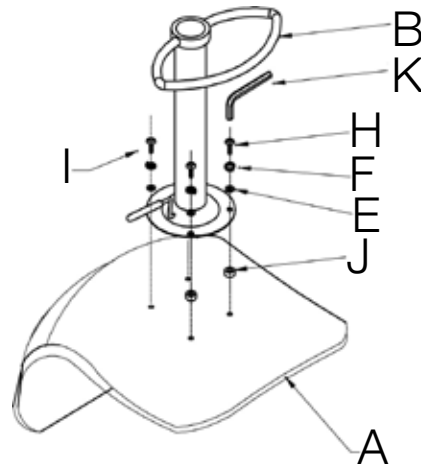
G (3 pcs)

H (2 pcs)

I (2 pcs)

J (2 pcs)

K (1 pc)



During assembly, hand tighten screws only. When all screws are in place, then tighten completely.