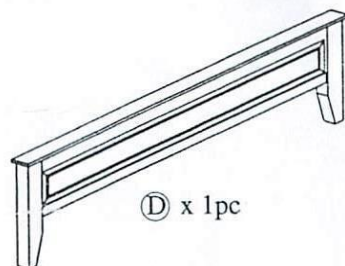
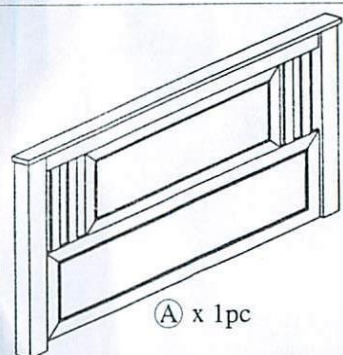
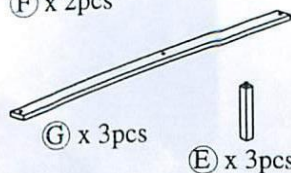
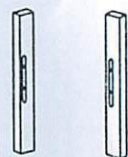
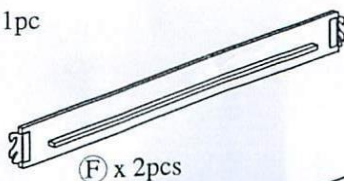


## Parts list



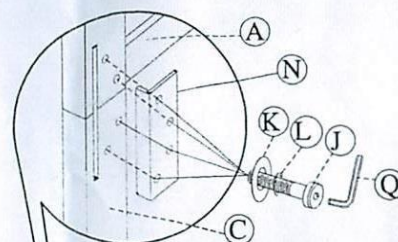
Ⓒ x 1pc(Left)



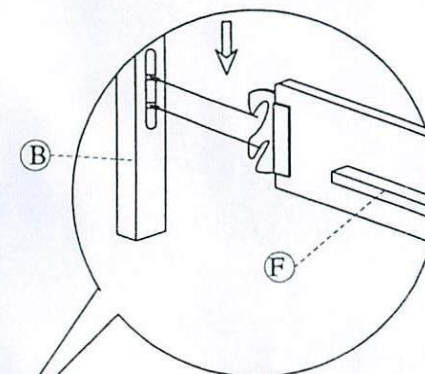
Ⓔ x 3pcs

Hardware list			
J		Ø1/4"x25	8pcs
K		Ø1/4"	8pcs
L		Ø1/4"	8pcs
M		Ø8 x 25	6pcs
N			2pcs
Q		4 mm	1pc

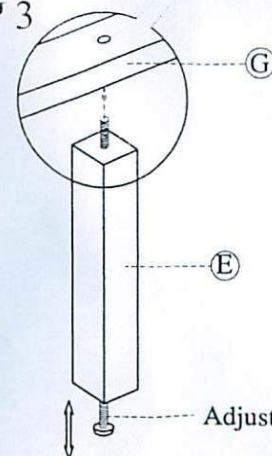
## STEP 1



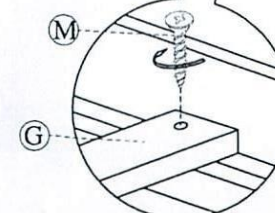
## STEP 2



## STEP 3



## STEP 4



Adjuster