

### Features

- Acrylic
- Alcove installation
- Integral apron with removable access panel
- Integral tile flange
- Left or right drain
- Armrests
- Bask heated lumbar support with three temperature settings
- Textured bottom surface
- 60" (1524 mm) x 32" (813 mm) x 21-1/4" (540 mm)

### Codes/Standards Applicable

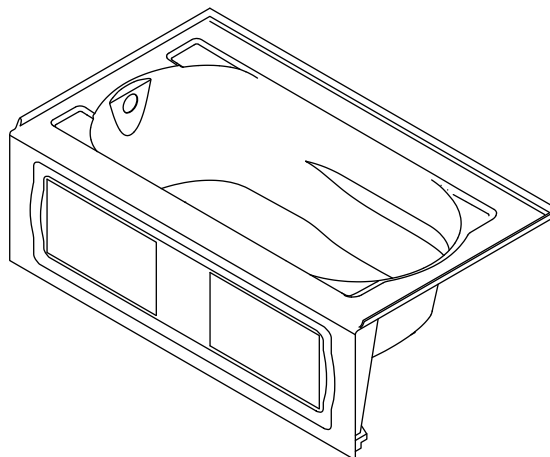
Specified model meets or exceeds the following:

- CSA B45.5/IAPMO Z124
- ASTM E162
- ASTM E662
- UL 1795

### APRON BATH WITH BASK™ HEATED SURFACE

## K-1184-LAW

ALSO K-1184-RAW



### Colors/Finishes

- 0: White
- Other: Refer to Price Book for additional colors/finishes

### Accessories

- CP: Polished Chrome
- PB: Vibrant® Polished Brass
- Other: Refer to Price Book for additional colors/finishes

### Specified Model

Model	Description	Colors/Finishes	
K-1184-LAW	Apron bath with Bask heated surface, left drain (shown)	<input type="checkbox"/> 0	<input type="checkbox"/> Other_____
K-1184-RAW	Apron bath with Bask heated surface, right drain	<input type="checkbox"/> 0	<input type="checkbox"/> Other_____

#### Recommended Accessories

K-7161-AF	Pop-up drain – above-the-floor installation <b>OR</b>	<input type="checkbox"/> CP	<input type="checkbox"/> PB	<input type="checkbox"/> Other_____
K-7213	Cable drain with PVC tee and pipe <b>OR</b>	<input type="checkbox"/> CP	<input type="checkbox"/> PB	<input type="checkbox"/> Other_____
K-7214	Cable drain without PVC tee and pipe <b>OR</b>	<input type="checkbox"/> CP	<input type="checkbox"/> PB	<input type="checkbox"/> Other_____
K-7259	Toe-tap drain	<input type="checkbox"/> CP		<input type="checkbox"/> Other_____

### Product Specification

The acrylic bath shall be 60" (1524 mm) in length, 32" (813 mm) in width, and 21-1/4" (540 mm) in height. Bath shall be for alcove installation. Bath shall have a left or right drain. Bath shall feature an integral tile flange and integral apron with removable access panel. Bath shall feature Bask heated lumbar support with three temperature settings. Bath shall have armrests and features a textured bottom surface. Bath shall be Kohler Model K-1184-\_\_\_\_\_-\_\_\_\_\_.

# DEVONSHIRE®

## Optional Accessories

K-1491	Bath pillow	<input type="checkbox"/> 0	<input type="checkbox"/> Other_____
K-1601	Bath footstop	<input type="checkbox"/> 0	<input type="checkbox"/> Other_____

## Technical Information

Fixture*:	
Bathing well:	
Basin area, bottom	42" (1067 mm) x 20" (508 mm)
Basin area, top	51" (1295 mm) x 24" (610 mm)
Weight	80 lbs (36.3 kg)
To overflow:	
Water depth	14" (356 mm)
Capacity	60 gal (277.1 L)
* Approximate measurements for comparison only.	

Heater:	W	V	HZ	A
	65	120	60	.5

## Installation Notes

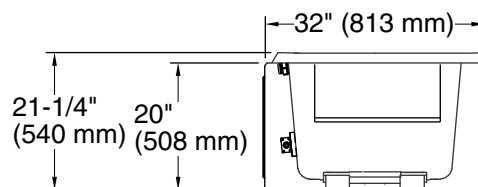
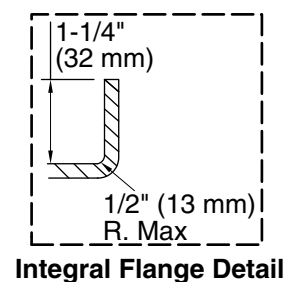
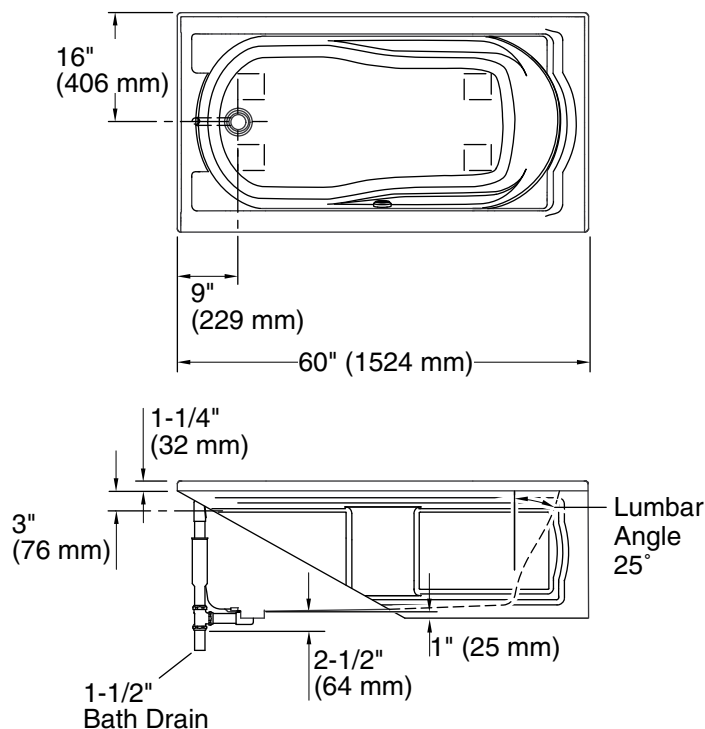
Install this product according to the installation guide.

Locate a GFCI-protected 120 V, 15 A, grounded electrical outlet within 24" (610 mm) of the bath junction box.

40" (1016 mm) cable is included.

Floor support under the bath must provide for a minimum of 41 lbs/square foot (202 kg/square meter) loading.

No change in measurements if connected with drain illustrated. (K-7161-AF)



## Product Diagram