

KUZCO LIGHTING

LUMINAIRE PHOTOMETRIC REPORT

Filename: AT68006-BN - Slate

Manufacturer: KUZCO LIGHTING

Luminaire: WALL SCONCE / WALL MOUNT

Luminaire Cat: AT68006-BN

Lamp: DC LED

Lamp Cat: N/A

Ballast Desc: I/P 120VAC 0.16A 50/60Hz O/P18-36VDC 160mA

Ballast Cat: NE007040016-2G

Lamp Output: Total luminaire Lumens: 482.5

Max Candela: 187.4 at Horizontal: 0°, Vertical: 0°

Input Wattage: 7

Luminous Opening: Rectangle w/Luminous Sides (L: 1.61", W: 6.14", H: 5.47")

Test: 1884-22

Test Date: 22 April 2022

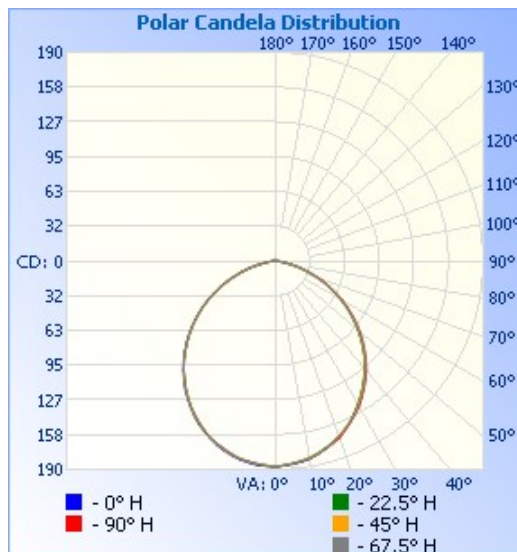
Test Lab: KUZCO LIGHTING

Photometry : Type C

CIE Class: Direct

Cutoff Class: Cutoff

Nema Type: 7 X 7


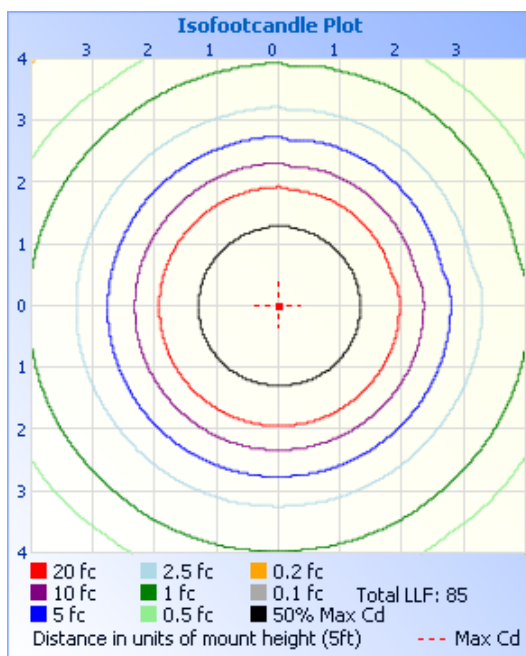


Zonal Lumen Summary

| Zone | Lumens | % Luminaire |
|--------|--------|-------------|
| 0-30 | 142.5 | 29.5% |
| 0-40 | 230.8 | 47.8% |
| 0-60 | 394.9 | 81.8% |
| 60-90 | 81.9 | 17% |
| 70-100 | 30.2 | 6.3% |
| 90-120 | 2.5 | 0.5% |
| 0-90 | 476.7 | 98.8% |
| 90-180 | 5.8 | 1.2% |
| 0-180 | 482.5 | 100% |

Lumens Per Zone

| Zone | Lumens | % Total | Zone | Lumens | % Total |
|-------|--------|---------|---------|--------|---------|
| 0-10 | 17.6 | 3.6% | 90-100 | 0.8 | 0.2% |
| 10-20 | 50.1 | 10.4% | 100-110 | 0.9 | 0.2% |
| 20-30 | 74.8 | 15.5% | 110-120 | 0.8 | 0.2% |
| 30-40 | 88.3 | 18.3% | 120-130 | 0.8 | 0.2% |
| 40-50 | 88.5 | 18.3% | 130-140 | 0.8 | 0.2% |
| 50-60 | 75.6 | 15.7% | 140-150 | 0.7 | 0.1% |
| 60-70 | 52.4 | 10.9% | 150-160 | 0.5 | 0.1% |
| 70-80 | 24.6 | 5.1% | 160-170 | 0.4 | 0.1% |
| 80-90 | 4.9 | 1.0% | 170-180 | 0.1 | 0% |



Photometrics Pro 1.3.29 copyright 2003-2022 by jSolutions, Inc.
Reported data calculated from manufacturer's data file, based on IES recommended methods.