

Outdoor



Fixture Type:

Catalog Number:

Project:

Location:

PRODUCT DESCRIPTION


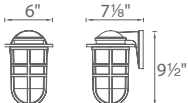



Designed with an updated version of a vintage industrial design, this lantern pairs clear hammered seeded mouth blown glass with a stunning metal design. Perfect for indoor and outdoor applications. Two sizes and two finishes available.

FEATURES

- Clear hammered seeded mouth blown glass
- ETL & cETL wet location listed, IP65 rated
- Die-cast Aluminum Construction
- Smooth and continuous ELV dimming
- 90 CRI
- 3000K
- 80,000 hour rated life
- 5 year warranty

SPECIFICATIONS

- Construction:** Aluminum construction with seeded glass
- Light Source:** LED
- Standards:** ETL & cETL wet location listed, IP 65

				Watt	LED Lumens	Delivered Lumens	Finish
		9"		10W	624	365	<div><div>BZ</div><div>GH</div></div> <div><div>Bronze</div><div>Graphite</div></div> <div></div>
		13"		10W	657	440	