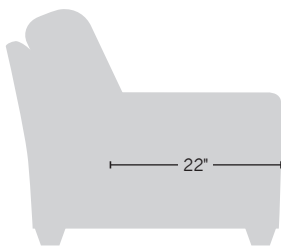


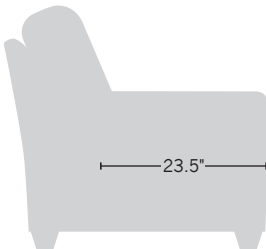


AMERICAN BUNGALOW

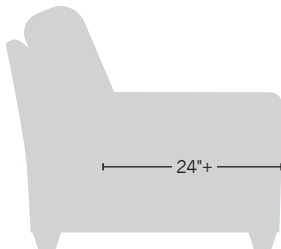
American Bungalow allows you to create custom upholstery that reflects your unique personal sense of style and comfort. **It all begins with your choice of scale.** . . from traditional to relaxed to lounge size seat depth.



CLASSIC
Traditional Scale



GRAND
Relaxed Scale



PLUSH
Lounge Scale

CHOOSE A STYLE AND A FABRIC OR LEATHER.

CLASSIC DEPTH STYLES (22" Seat Depth)



600 HILLCREST
Track Arm, To The Front Cushion, Weltd Border Back/Border Cushion*, 20" Throw Pillows (weltd square corner)



601 MAIN STREET
Panel Arm, To The Front Cushion, Weltd Border Back/Border Cushion*, 20" Throw Pillows (weltd square corner)



603 EAST LAKE
English Arm, T-Cushion, Weltd Knife-Edge Back/Border Cushion*, 20" Throw Pillows (weltd square corner)
Not available with Metro, Mid Metro, Short Metro or Metal Cylinder Legs



610 SUMMERTON
Modern Arm, To The Front Cushion, Weltd Border Back/Border Cushion*, 20" Throw Pillows (weltd square corner)



622 DAVIDSON
Greek Key Arm, To The Front Cushion, Weltd Border Back/Border Cushion*, 20" Throw Pillows (weltd square corner)



657 BROOKFORD
Mid Century Arm, To the Front Cushion, French Seam Border Back/Border Cushion, 20" Throw Pillows (lipstitch)
Not available with Dressmaker Skirt



659 EMORY
Recessed Track Arm, To the Front Cushion, French Seam Knife-Edge Back/French Seam Border Cushion, 20" Throw Pillows (lipstitch), Floating Base (no other base options)



662 ROSLYN
Rolled Arm, To the Front Cushion, French Seam Border Back/Border Cushion, 21" Throw Pillows (lipstitch)

GRAND DEPTH STYLES (23.5" Seat Depth)



604 RIVERSIDE
Small Track Arm, T-Cushion, Weltd Border Back/Border Cushion*, 20" Throw Pillows (weltd square corner)



644 NICHOLAS
Wedge Arm, To The Front Cushion, Weltd Border Back/Border Cushion*, 20" Throw Pillows (weltd square corner)



647 STANTON
Track Arm, To The Front Cushion, Weltd Border Back/Border Cushion*, 20" Throw Pillows (weltd square corner)



648 GUTHERLY
Scoop Roll Arm, To The Front Cushion, Weltd Knife-Edge Back/Border Cushion*, 20" Throw Pillows (weltd square corner)



652 FAIRGROVE
Track Arm, To The Front Cushion, French Seam Border Back/Border Cushion, 21" Throw Pillows (lipstitch)



654 CLAREMONT
Track Arm, To The Front Cushion, French Seam Border Back/Border Cushion, 20" Throw Pillows (lipstitch)



655 NEWLIN
Wedge Arm, To The Front Cushion, French Seam Border Back/Border Cushion, 12"x23" Arm Bolsters (lipstitch)



656 CONNELLY SPRINGS
Track Arm, To The Front Cushion, French Seam Border Back/Border Cushion, 21" Throw Pillows (lipstitch)



658 HADEN
Tight Back with Swoop Arm, To The Front Cushion, Weltd, 20" Throw Pillows (weltd square corner)



660 TENLEY
Channeled Arm, To The Front Cushion, French Seam Border Back/Border Cushion, 20" Throw Pillows (lipstitch), Floating Base (no other base options)

PLUSH DEPTH STYLES (24"+ Seat Depth)



664 CREW
Box Arm, T-Cushion, French Seam Border Back/Border Cushion, 21" Throw Pillows (lipstitch), Floating Base (no other base options)



667 CORBY
Wing Track Arm, To The Front Cushion, French Seam Border Back/Border Cushion, 21" Throw Pillows (lipstitch)



674 PAXTON
Track Arm, To The Front Cushion, French Seam Border Back/Border Cushion, 20" Throw Pillows (lipstitch)



675 HENLEY
Small Track Arm, T-Cushion, French Seam Border Back/Border Cushion, 21" Throw Pillows (lipstitch)

*French Seam option available on seat cushions and back pillows with lipstitch on throw pillows at no additional charge. Add "F" to style number when ordering. Example: 600F-S, 600FD-S (Dressmaker Skirt). Base to the Floor and French Seam option available. Add "X" to style number when ordering. Example: 604X-2S.

CHOOSE A FRAME OR CONFIGURATION. For downloadable quarter-scale (1/4") templates of all styles, go to www.vanguardfurniture.com/pages/Schematics.

Sofa (S)
Sleep Sofa (SS)

1-Cushion Sofa (1S)
1-Cushion Sleep Sofa (1SS)

2-Cushion Sofa (2S)
2-Cushion Sleep Sofa (2SS)

Extended Sofa (ES)
1-Cushion Extended Sofa (1ES)
2-Cushion Extended Sofa (2ES)

Mid Sofa (MS)
Mid Sleep Sofa (MSS)

Loveseat (LS)

Chair (CH)
Swivel Chair (SW)
Swivel Chair only available with Dressmaker Skirt or Base to Floor

Barrel Back Chair (BCH)
Only available with Base to Floor
Barrel Back Swivel Chair (BSW)
Only available with Dressmaker Skirt or Base to Floor
Chair & Half (CHH)
Chair Bed (CHB)

Left Arm Sofa (LAS)
Bench Seat Left Arm Sofa (LA1)
Left Arm Sleep Sofa (LSS)
(pairs with -RSH or -RSC)

Right Arm Sofa (RAS)
Bench Seat Right Arm Sofa (RA1)
Right Arm Sleep Sofa (RSS)
(pairs with -LSH or -LSC)

Left Arm Corner Sofa (LCS)
Bench Seat Left Arm Corner Sofa (LC1)
Left Arm Corner Sofa (LSC)
(pairs with -RSS)

Right Arm Corner Sofa (RCS)
Bench Seat Right Arm Corner Sofa (RC1)
Right Arm Corner Sofa (RSC)
(pairs with -LSS)

Left Arm Loveseat (LAL)
Bench Seat Left Arm Loveseat (LL1)
Right Arm Loveseat (RAL)
Bench Seat Right Arm Loveseat (RL1)

Ottoman (OT)
Ottoman & Half (OTH)
Bumper (B)

Left Arm Chair (LAC)
Right Arm Chair (RAC)

Left Arm Chaise (LAH)
Left Arm Free-Standing Chaise (LZH)
Left Arm Connecting Chaise (LSH)
(pairs with -RSS or -R1S)

Right Arm Chaise (RAH)
Right Arm Free-Standing Chaise (RZH)
Right Arm Connecting Chaise (RSH)
(pairs with -LSS or -L1S)

Armless Sofa (AS)
Bench Seat Armless Sofa (AS1)
Armless Free-Standing Sofa (AS2)
Bench Seat Armless Free-Standing Sofa (A1S)

Armless Connecting Loveseat (ALS)
Bench Seat Armless Connecting Loveseat (AL1)
Armless Free-Standing Loveseat (ALZ)
Bench Seat Armless Free-Standing Loveseat (A1L)

Armless Chair (AC)
Corner Chair (CC)

Quarter Turn (QTR)

CREATE YOUR OWN CONFIGURATION.

"J" Sectional
Left Arm "J" Section (LAJ)
Right Arm "J" Section (RAJ)
Only available on 600 and 610 styles

Left Arm Corner Sofa (LCS)
+
Right Arm Sleep Sofa (RSS)
Left Arm Sleep Sofa (LSS)

Right Arm Corner Sofa (RSC)
+
Left Arm Sleep Sofa (LSS)

Left Arm Chaise (LAH)
+
Right Arm Sleep Sofa (RSS)

Right Arm Chaise (RAH)
+
Left Arm Sleep Sofa (LSS)

Left Arm Sleep Sofa (LSS)
+
Quarter Turn (QTR)
+
Right Arm Loveseat (RAL)

CHOOSE A BASE.

A base option must be selected and determines the overall height, seat height and arm height.
Note: The 659, 660 and 664 styles have no base options.

Block Leg
W 9 H 2.75
Not available on 654 styles

Mid Block Leg
W 7 H 2.75

Short Block Leg
W 4.5 H 2.75

Metro Leg
W 9 H 1.75
Not available on Sleepers or 603 styles

Mid Metro Leg
W 7 H 1.75
Not available on Sleepers or 603 styles

Short Metro Leg
W 4.5 H 1.75
Not available on Sleepers or 603 styles

Tapered Cylinder Leg
W 3.5 H 2.75

Chow Leg
W 4.5 H 2.75

Tapered Leg
W 2.75 H 2.25

Metal Cylinder Leg
Brushed Nickel or Satin Brass
D 3 H 3
Not available on 603 styles

8" Dressmaker Skirt
Fabric Styles Only
Add "D" to style number
Not available on 657 styles

Base to Floor
Add "B" to style number

CHOOSE A WOOD FINISH AND ADD OPTIONS.

If applicable, select a personalized finish for your base. Vanguard offers hundreds of finish options — standard stains, paints or metallic paints, Make It Yours® paints, artisan wood finishes or premium leaf finishes.

NAIL TRIM OPTIONS
Nail trims and bands are available with an upcharge on any style except those with a Dressmaker Skirt. The size, finish and placement of nails must be indicated on the order. Refer to the Price List for a complete list of nail trims and bands.

CUSHION OPTIONS
All styles are standard with Feather Lux cushions and back pillows. Spring Lux, Majestic and Relaxed Down seat cushions are also available at no additional charge. Premium seat cushions and back pillows (Bliss Spring Down, Bliss Down, Bliss Comfort) are available with an upcharge. Refer to the Price List for more information.

THE REAL BEAUTY IS ON THE INSIDE.

Kiln-Dried Hardwood Frames

Feather Lux or Spring Lux Seat Cushions (feather/down blend)

Spring Edge

Feather Lux Back Pillows (feather/down blend)

95/5 Feather/Down Throw Pillows

True 8-Way Hand-Tied Construction

Cushion Tie Downs

MADE IN USA



[WWW.VANGUARDFURNITURE.COM](http://www.vanguardfurniture.com)

VANGUARD®
FURNITURE