

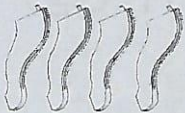










## Assembly Instructions

### ROUND DINING TABLE

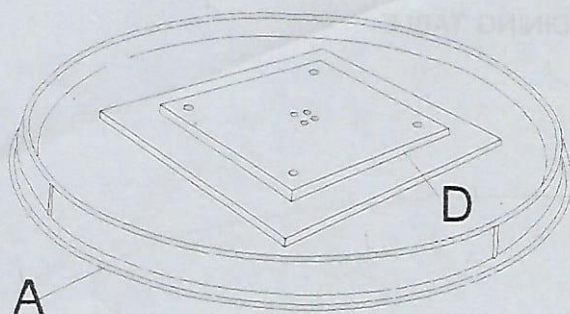


Thank you for purchasing this product. This product has been designed for easy assembly and is constructed for durability. Please take the time to read and follow the assembly instructions carefully. If a part or hardware is missing or you have any difficulties in assembling this Product, please contact us

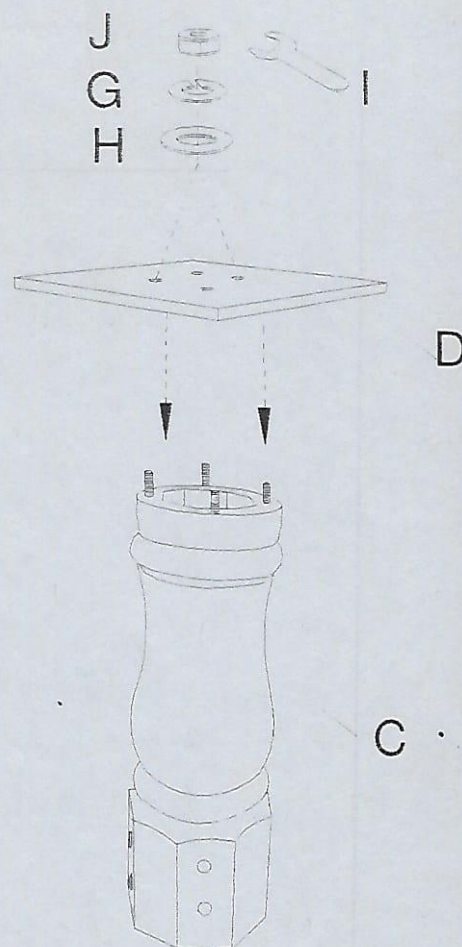
	PART	DESCRIPTION	Q'TY	N0.	PART	DESCRIPTION	Q'TY
A		Table top	1PC	B		Feet	4PCS
C		Pedestal Leg	1PC	D		Connecting plate	1PC
E		Allen Head Wrench 5mm	1PC	F		Allen Head Bolt M8mm x 38mm	4PCS
G		Spring Washer M8mm	12PCS	H		Flat Washer M8mm x M19 x 1.5mm	12PCS
I		Allen Head Wrench M12mm	1PC	J		Hex nut M8mm	8PCS



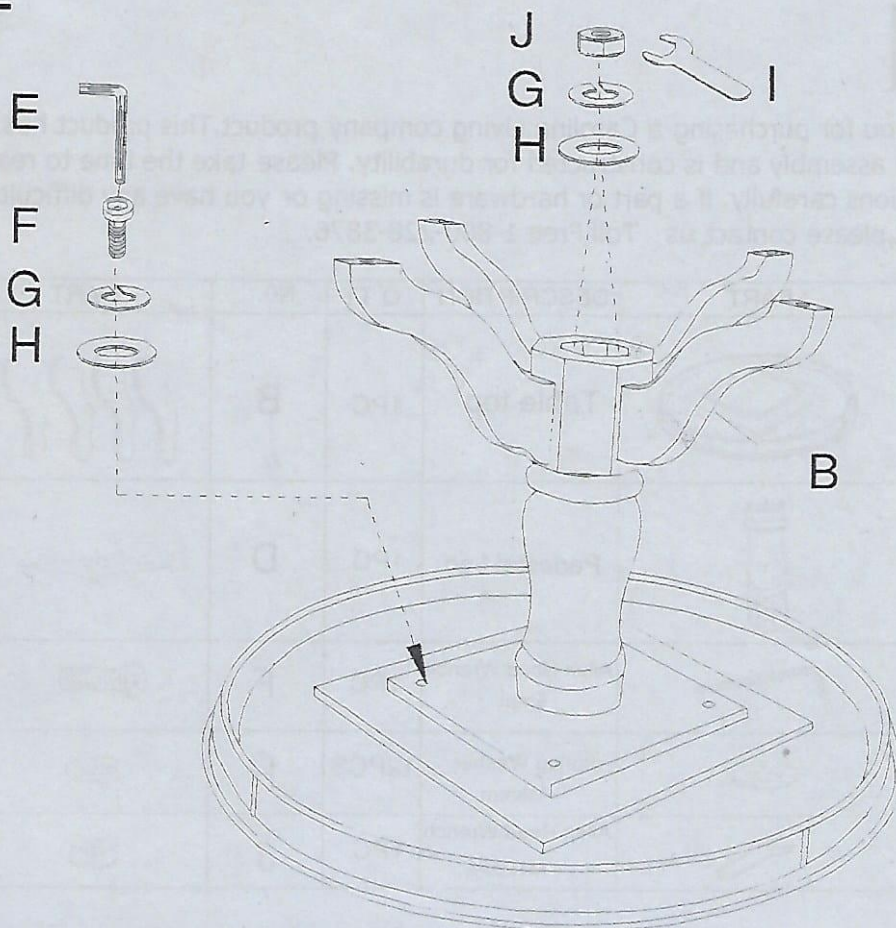
## STEP 1



Please unscrew connecting plate D from table top and proceed with assembly as shown on the right .



## STEP 2



Note:

Please make sure all is tightened 100%