


User's Manual



INSTALLATION INSTRUCTIONS

Installation Manual



IAPMO RESEARCH AND TESTING, INC.
5001 East Philadelphia Street, Ontario, California 91761-2816 • USA • 909-472-4100 • 909-472-4244 • www.iapmort.com





CERTIFICATE OF LISTING

C This certificate is not evidence of current listing. To verify listing status, visit the IAPMO R&T Product Listing Directory at pld.iapmo.org

Effective Date: December 2019 -Rev. 2/24/2020- Void After: December 2024
 Product: Flexible Water Connectors File No. 5311
 Issued To: Fanak Group Inc.
 Mechanical & Electrical
 Industrial Zone,
 Yuhuan County,
 Yuhuan 317800, ZHEJIANG
 China

Identification: Products shall be marked with manufacturer's name or trademark, a statement "For use with water in accessible locations only." The product shall also bear the cUPC® certification mark. Markings shall be by means of either a permanent mark on the product, a label on the product or a tag attached to the product.

Characteristics: Flexible water connectors manufactured in various sizes, lengths and metal and fittings for hot or cold water applications that consist of an inner tube, which may or may not have an outer braided cover. Connectors are to be installed for use in accessible locations only. To be installed in accordance with the manufacturer's instruction, and the latest edition of the Uniform Plumbing Code and National Plumbing Code of Canada.

Products listed on this certificate have been tested by an IAPMO R&T recognized laboratory. This recognition has been granted based upon the





Chairman, Product Certification Committee CEO, The IAPMO Group
 This listing is based upon the test data of the results obtained on the Effective Date and Void After Date shown above. Any change in material, manufacturing process, marking or design without testing first obtained the approval of the Product Certification Committee, or any extension of the listing, will require a new listing. Products of or reference to this form for advertising purposes may be made only by specific, written permission of IAPMO Research and Testing, Inc. Any extension of this certificate shall be provided for consideration of the listing. This document shall be reproduced in its entirety.

IAPMO RESEARCH AND TESTING, INC.
5001 East Philadelphia Street, Ontario, California 91761-2816 • USA • 909-472-4100 • 909-472-4244 • www.iapmort.com





CERTIFICATE OF LISTING

C This certificate is not evidence of current listing. To verify listing status, visit the IAPMO R&T Product Listing Directory at pld.iapmo.org

Effective Date: November 2019 Void After: November 2024
 Product: Plumbing Fixture Fittings File No. 10633
 Issued To: Aqua Gallery Co., Ltd
 13th-15th AIO Block
 International Dynamics
 Sanitary City, 528000
 Foshan,
 China

Identification: Plumbing supply fittings complying with this Standard shall be marked with the manufacturer's recognized name, trademark, or other mark or, in the case of private labeling, the name, trademark, or other mark of the customer for whom the fitting was manufactured. The marking shall be accomplished by use of a permanent mark or by placing a permanent label on the product. Markings on plumbing supply fittings shall be visible after installation.

Single-handle, single-control, and automatic compensating mixing bath and shower valves shall have identifiable temperature control settings in which the settings are indicated by words ("cold", "warm", "hot", etc.), by numbers, or graphically.

Package shall be marked with the manufacturer's name, trademark, or other mark as well as the model number or, in the case of private





Chairman, Product Certification Committee CEO, The IAPMO Group
 This listing is based upon the test data of the results obtained on the Effective Date and Void After Date shown above. Any change in material, manufacturing process, marking or design without testing first obtained the approval of the Product Certification Committee, or any extension of the listing, will require a new listing. Products of or reference to this form for advertising purposes may be made only by specific, written permission of IAPMO Research and Testing, Inc. Any extension of this certificate shall be provided for consideration of the listing. This document shall be reproduced in its entirety.

IAPMO RESEARCH AND TESTING, INC.
5001 East Philadelphia Street, Ontario, California 91761-2816 • USA • 909-472-4100 • 909-472-4244 • www.iapmort.com





CERTIFICATE OF LISTING

C This certificate is not evidence of current listing. To verify listing status, visit the IAPMO R&T Product Listing Directory at pld.iapmo.org

Effective Date: March 2019 Void After: March 2024
 Product: Plumbing Fixture Fittings - Components File No. MC-9703
 Issued To: Ningbo Hantai Cartridge Technology Co., Ltd.
 Linshen Zone, Chunhui
 Fuyaoqun 315058
 China

Identification: Each fitting component shall bear permanent legible markings to identify the manufacturer. This marking shall be the trade name, trademark, or other mark known to identify the manufacturer. The product shall also bear all other markings required by the standards. The marking shall be applied so as to be visible after installation. The product or packaging shall also bear the cUPC® certification mark along with the term "COMPONENT" above.

Characteristics: Plumbing fixture fitting components to be installed in accordance with the manufacturer's instructions and the requirements of the latest edition of the Uniform Plumbing Code.

Products listed on this certificate have been tested by an IAPMO R&T recognized laboratory. This recognition has been granted based upon the Laboratory's compliance to the applicable requirements of ISO/IEC 17025.

Products are in compliance with the following code(s):
 Uniform Plumbing Code (UPC®)

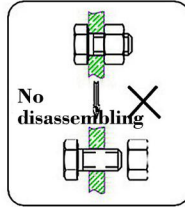




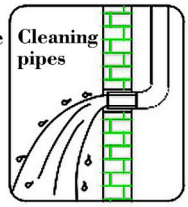
Chairman, Product Certification Committee CEO, The IAPMO Group
 This listing is based upon the test data of the results obtained on the Effective Date and Void After Date shown above. Any change in material, manufacturing process, marking or design without testing first obtained the approval of the Product Certification Committee, or any extension of the listing, will require a new listing. Products of or reference to this form for advertising purposes may be made only by specific, written permission of IAPMO Research and Testing, Inc. Any extension of this certificate shall be provided for consideration of the listing. This document shall be reproduced in its entirety.

INSTALLATION STEPS

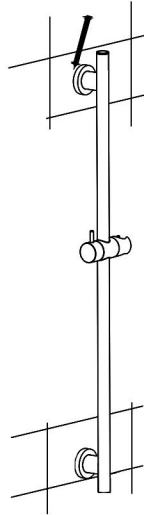
This product has been inspected and debugged by the factory to the best condition. Please do not disassemble and assemble it yourself.



Before installing the faucet, please be sure to remove sundries and sludge from the water pipe to prevent sundries from blocking the faucet.

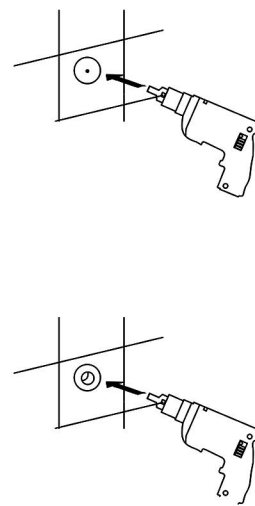


1



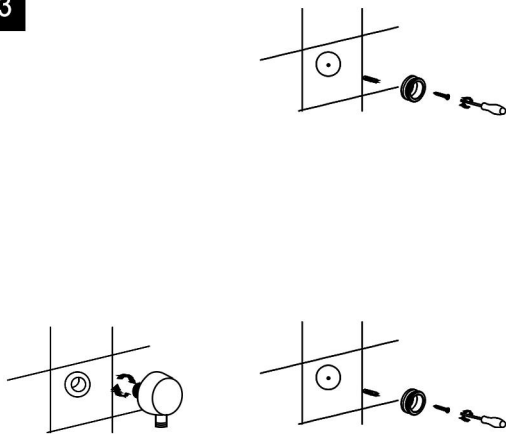
Fix the slide bar on the wall to be installed, use a pencil to draw the positions of 2 fixing seats.

2



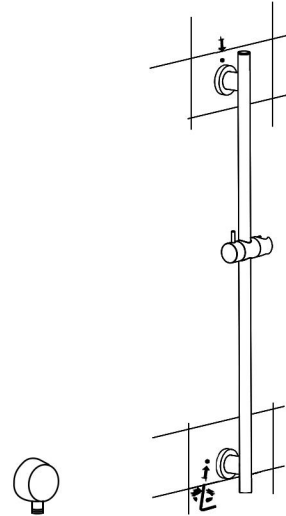
Take down the slide bar, use an electric drill to drill fixed holes according to the position.

3



Drive the screw pellets into the hole and tighten the screw with a screwdriver. Lock the fixing seat on the wall. screw the outlet seat into the outlet pipe and correct the direction.

4



Install the slide bar into the fixing seat on the wall, and fix the slide bar with a hexagonal screwdriver.

CLEANING CARE

In order to keep the appearance of faucet clean, bright and good performance, please take care of the faucet as follows;

1. Rinse with water only and dry with soft cotton cloth;
2. Use mild liquid and colorless glass cleaner to remove surface dirt and scale film, or use polish without abrasive effect;
3. Do not use abrasive detergent, polish, emery cloth, paper towel or scraper, etc.;
4. Do not use acid cleaner, or cleaner and soap with insoluble gran etc.;
5. In the process of use, mud may accumulate in the bubbler and make the water flow show, The bubbler can be unscrewed, rinsed with water, and then installed back in place.



