



## Components™

12" grab bar  
K-25159

### Features

- 12" (305 mm) bar.
- Provides minimum 300 lb. load capacity.
- Coordinates with other products in the Components collection.

### Material

- Premium metal construction for durability.

### Installation

- KOHLER finishes resist corrosion and tarnishing.
- Installation hardware and template included.



ADA

### Codes/Standards




ADA  
ICC/ANSI A117.1

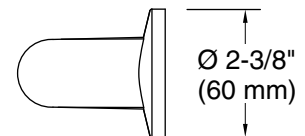
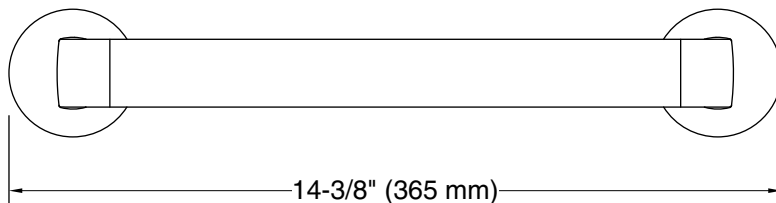
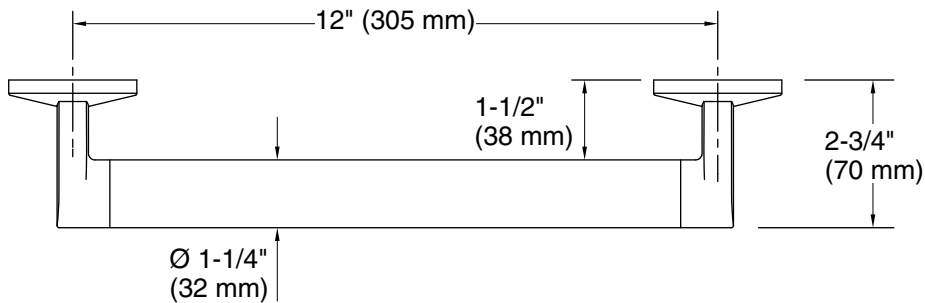
### KOHLER® Faucet Lifetime Limited Warranty

See website for detailed warranty information.

### Available Colors/Finishes

*Color tiles intended for reference only.*

Color	Code	Description
	CP	Polished Chrome
	BN	Vibrant® Brushed Nickel
	BL	Matte Black



### Technical Information

All product dimensions are nominal.

Installation Type: Wall-mount

Material: Zinc, Stainless Steel

### Notes

Install this product according to the installation instructions.

**WARNING:** Risk of personal injury. The wall plates on the grab bar must be mounted to a brace between the wall studs. This will ensure that the weight of the user is adequately supported.

ADA compliant when installed to the specific requirements of these regulations.