



**Riverby®**  
Top-mount Kitchen Sink  
**K-8689-4**

**Features**

- 33-inch minimum base cabinet width.
- 4 faucet holes (-4).
- Includes cutout templates.
- 5-1/4 inch depth.
- Single bowl.

**Material**

- KOHLER enameled cast iron.

**Installation**

- Top-mount

**Recommended Accessories**

K-9000 P-Trap

**Optional Accessories**

K-8801 Sink Strainer



ADA

**Codes/Standards**

ASME A112.19.1/CSA B45.2

ADA












ICC/ANSI A117.1

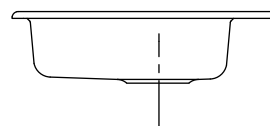
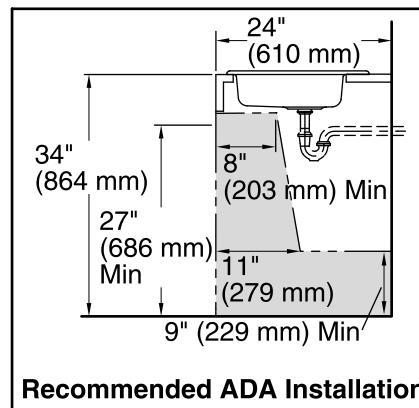
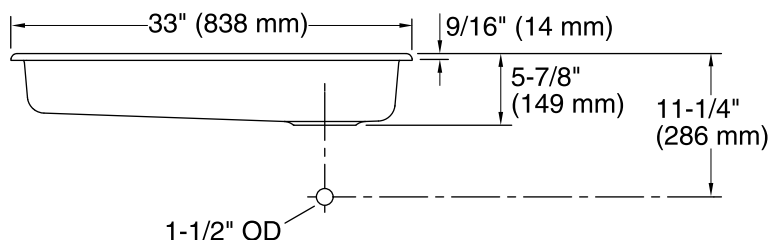
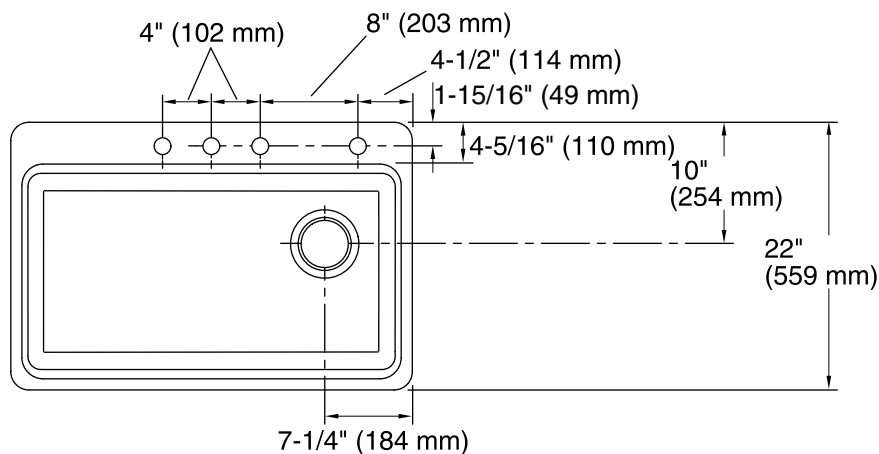
**KOHLER® Enameled Cast Iron Kitchen Sink - Lifetime Limited Warranty**

See website for detailed warranty information.

**Available Color/Finishes**

*Color tiles intended for reference only.*

Color	Code	Description
	0	White
	FF	Sea Salt™
	96	Biscuit
	47	Almond
	FD	Cane Sugar™
	95	Ice™ Grey
	G9	Sandbar
	K4	Cashmere
	20	Suede
	KA	Black 'n Tan
	7	Black Black™



## Technical Information

All product dimensions are nominal.

Bowl configuration: Single

Installation: Top-mount, Top-mount

Bowl area (Only) Length: 30-1/4" (769 mm)

Width: 17-1/4" (438 mm)

Bowl depth: 5-1/4" (133 mm)

Water depth: 5-1/4" (133 mm)

Template: 1166727-7, required, included

## Notes

Install this product according to the installation instructions.

ADA compliant when installed to the specific requirements of these regulations.