

Assembly Instructions

TOMMY  HILFIGER
HOME

ACCENT CHAIR

Thank you for purchasing a piece of furniture from Tommy Hilfiger.

Tommy Hilfiger is one of the world's leading designer lifestyle brands and is internationally recognized for celebrating the essence of classic American cool style with a preppy twist.

Introduced in 1985, Tommy Hilfiger has achieved strong global brand awareness and recognition and it occupies a unique position as a premium brand, offering quality apparel, accessories and lifestyle products.

Your home is where you express your true style. Welcome home.



Information

FAILURE TO FOLLOW THESE WARNINGS WHEN IN USE COULD RESULT IN INJURY

- Do not stand on the item or use as a step ladder.
- Do not use this item unless all bolts and screws are firmly secured.
- Check all bolts and screws every 90 days. Tighten if any are loose.
- Please lift up before moving. Pushing or dragging this product can result in an injury or cause damage to the floor and furniture piece.

CUSTOMER SERVICE

Our primary objective is to provide fast, friendly customer service to all of our customers. We are here to help if you have any questions, comments, or are in need of warranty replacement parts.

Please call us toll free at: 1-855-372-2315 (U.S.)

Monday - Friday 6:00am - 5:00pm PST

0-800-051-6775 (U.K.)

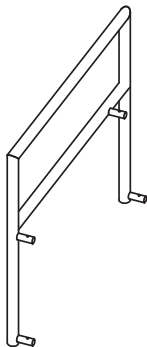
Monday - Friday 2:00pm - 1:00am GMT

Or visit our website:

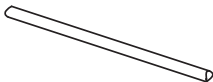
www.trueinnovations.com



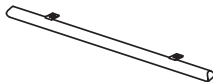
Part List



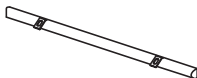
1
Left Side Frame (1)



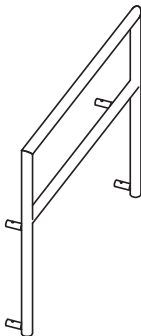
2
Bottom Rails (2)



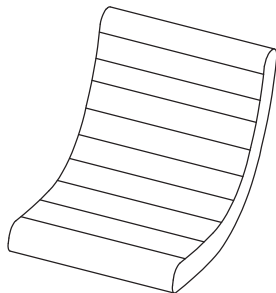
3
Front Middle Rail (1)



4
Rear Middle Rail (1)



5
Right Side Frame (1)



6
Seat (1)



Part List



A

Bolts
M6x16MM (8)



B

Bolts
M6x25MM (4)



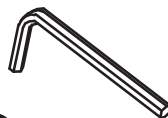
C

Spring Washer
M6x12MM (4)



D

Flat Washer
M6x14MM (4)

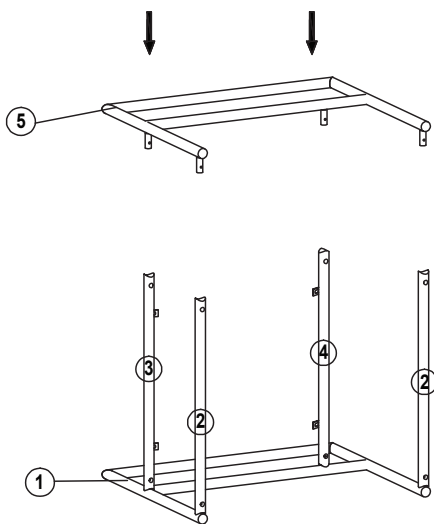
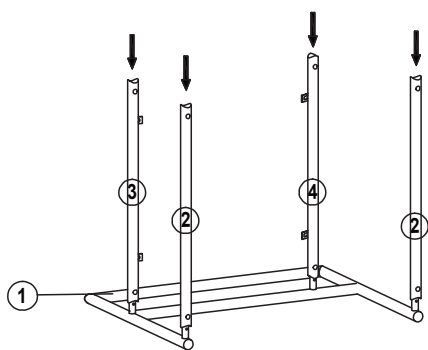


E

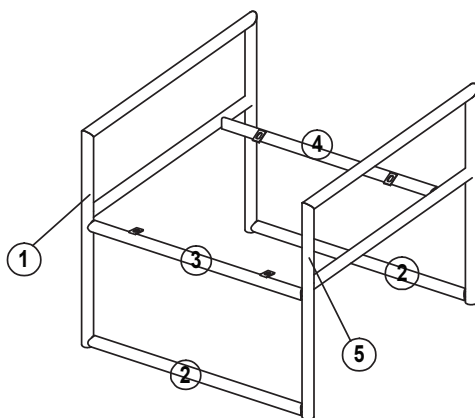
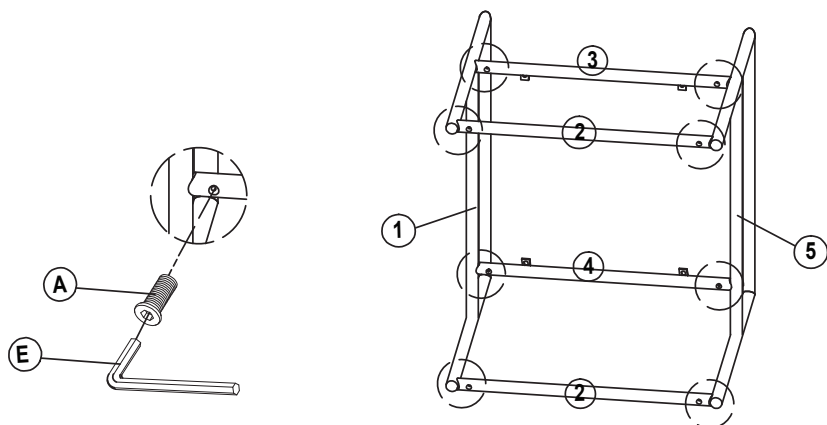
Allen Key M4 (1)



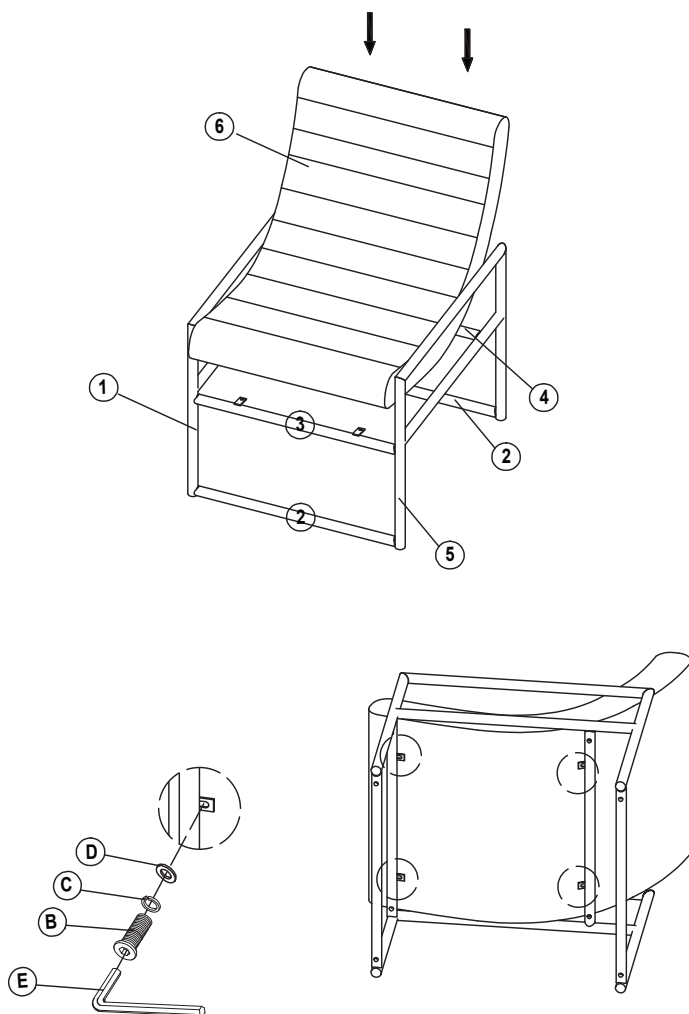
1. Ensure all parts have been removed from the carton and place on a protected surface or carpet.
2. Check all parts and hardware are the same as the “Parts List”.
3. Attach Front Middle Rail (3), Rear (4) and Bottom Rails (2) x2 to Left Side Frame (1) as below image.
4. Attach Right Side Frame (1) to Front Middle Rail (3), Rear (4) and Bottom Rail (2) x 2.



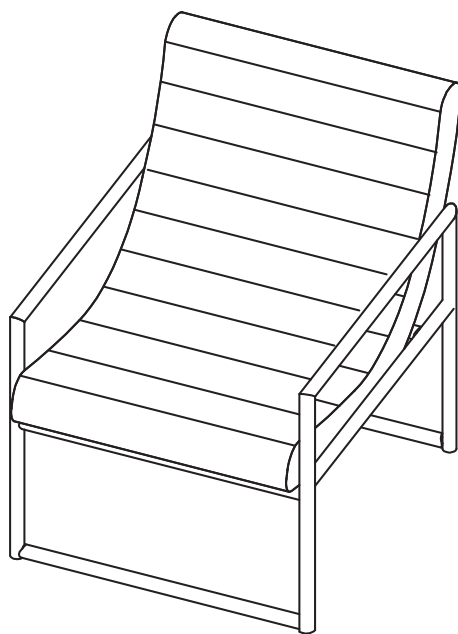
- 2.** I. Fix Front Middle Rail (3), Rear Rail (4) and Bottom Rails (2) with Side Frame (1) & (5) by using Bolt (A) and tighten by using Allen Key (E).
Note: Please do not fully tighten all Bolts until the unit is fully assembled.



- 3.** 1. Attach Seat (6) to assembly unit as below image.
2. Connect Seat (6) to assembly unit with Bolts (B), Spring Washers (C) and Flat Washers (D). Then tighten with Allen Key (E).
Note: Please do not fully tighten all Bolts until the unit is fully assembled



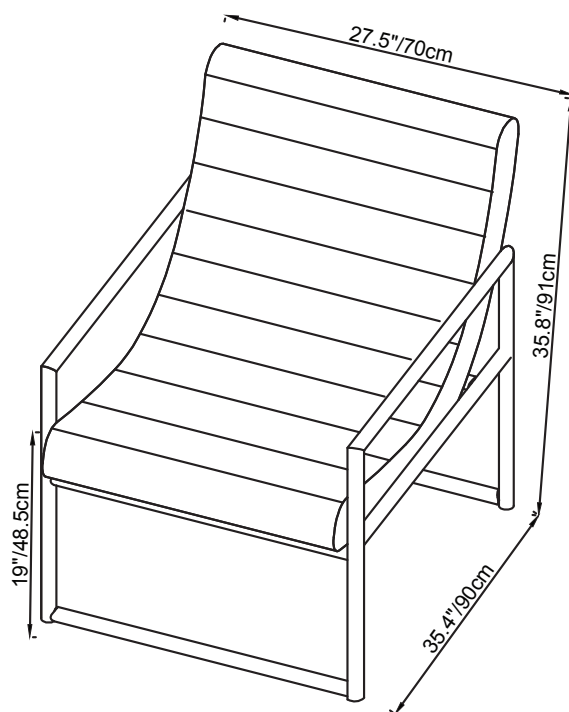
- 4.** Place the chair onto a flat level surface and level the frame. Once the chair is level, tighten Bolt (A) & (B) by Allen key (D).



Periodically (every 90 days) make sure that the screws are still fully tightened.
ATTENTION: Be certain that all screws are fully tightened before using chair.



Dimension For Reference



Limited Warranty

The manufacturers products are warrantied against defects in material and workmanship while owned by the "Original Purchaser". The term "Original Purchaser" is defined as the party or entity which purchases this manufacturer's furniture from an authorized retailer as shown by the original sales receipt. This warranty does not apply to "as is" or previously owned products.

The manufacturer warrants its products to be free from defects in materials and workmanship (normal wear and tear, fading and stretching excepted), for one year from the date of purchase, except as provided below under the limited warranty. The exceptions or exclusions to this warranty are as follows:

1. Any warranty claim that is submitted after the limited warranty period, or without proper proof of purchase will not include the cost of parts, labor, or delivery.
2. This warranty shall not apply to the manufacturer's products which have been subjected to misuse, neglect, alteration, modification, or attachments, either caused by the Original Purchaser, shipping, storage, accident, fire, flood, or acts of God.

In the event of a defect in material or workmanship covered by this warranty, the manufacturer will repair or replace, at their discretion, without charge the warrantied parts within a reasonable amount of time. We reserve the right to require damaged parts to be returned to us upon request. Natural markings such as scars, brands, grain variations, wrinkles, color variations, etc. will be considered normal characteristics and not construed as defects.

For claims or questions concerning this warranty, please contact customer service department on the web at www.trueinnovations.com. Be prepared to provide your name, address, daytime phone number, the model and purchase order number of the product, date of purchase, and the website where it was purchased. The manufacturer requires that the original sales receipt be submitted with all requests to confirm that you are the Original Purchaser according to our written warranty.

This warranty gives you specific rights, and you may also have other rights, which vary from state to state (or country to country). All warranties are limited to the Original Purchaser for normal use. Should you prefer to speak with a service representative, you may call toll free: 1-855-372-2315 (U.S.) or 0-800-051-6775 (U.K.).



TOMMY  HILFIGER
HOME