



FURNITURE THAT GROWS
WITH YOUR CHILDREN



One Bed, Many Options.

Bedding system uniquely designed to adapt and change to the growing needs of children. At the base is our standard Twin Size Platform Bed which can be adapted into many different variations. Depending upon individual needs or tastes, by simply adding on additional parts or extension kits, your options grow. As illustrated, by adding a Back Guard Rail Kit, the bed is transformed into a Day Bed. Add on a Low Leg Extension Kit and it becomes a Low Loft Bed. Add a second Bed with the Bunk Bed Kit and you have a Bunk Bed. The transitional possibilities are virtually endless! At any stage, whatever your child's current bedding needs are, offers one of the most complete juvenile bedding lines in the US market. Our line offers many of the highest quality beds available, be it Twin Beds, Day Beds, Toddler Beds, Loft Beds, and Bunk Beds, etc.

Furniture for a Healthy Home.

Often much time is spent thinking about the style of our children's furniture, while considering what the furniture is made of and how that may affect the health of our children, is of greater importance. On average, children spend half of their young lives in their bedroom. Much of today's "Wood" furniture is made from "Engineered Wood" (i.e., Particle Board and MDF) which is particularly unhealthy for children. These materials contain toxic chemicals and substances (such as formaldehyde), a potential carcinogen that have proven to "Gas Off" into your home environment. All furniture is made of only Natural Solid Wood, thus eliminating any fears of toxins present in any of our furniture.

Eco-Friendly.

We take great pride in the fact that all of our products are manufactured of Prime Grade Solid Wood, harvested from verifiably sustainable sources. We recognize our responsibility toward contributing to a greener, healthier environment.

ALWAYS AT THE FOREFRONT OF INTERIOR DESIGN



we do More...


Beyond offering the best in flexibility, safety, durability, and healthy living elements in our furniture, we offer designs that you and your children will fall in love with. Our beautiful product line easily combines with any home decor, with a choice of three of the most popular style headboards available - Arch Spindle, Mission and Solid Panel styles. Combine this with your choice of two beautiful finishes, Cappuccino and White, you have simply the best offering in juvenile furniture for your children today.



SAFETY

OUR HIGHEST PRIORITY

Beds are all made of solid wood construction and are built to stand the test of time. All of our beds are tested and certified to meet all Government and/or Industry Safety Standards - CPSC/ASTM. We take seriously its responsibility of ensuring that all finishings and coatings used on our products are compliant with US Federal Hazardous Substances Act (All CPSC Regulations), as well as, Independent Industry Standards (ASTM F-963). The construction of our ladders and steps are designed to be extra wide to add to the safety and durability of the steps. The wider the steps the safer the steps. All components of the line are designed with your child's safety in mind.



Mission
Headboard



Solid Panel
Headboard



Arch Spindle
Headboard




Tall Mission
Headboard

DAY BEDS

Beds, Beds & Beds.

Whether you need a traditional Twin Size Platform Bed for your child or a bed for your toddler ready to leave his or her crib, the line has the best of Beds to suit your needs. Moreover, the line is designed to change and adapt to whatever growing needs your child might be transitioning through by simply adding on additional components or kits.



Arch Spindle Bed



Mission Style Bed



Panel Style Bed

FIT THE BED TO YOUR CHILD



Mission Twin Platform Bed



Panel Twin Platform Bed



Panel Twin Day Bed



Mission Bed
with Front/Rear Safety Rail



Panel Day Bed with Trundle



Panel Bed with Front/Rear
Safety Rail and Trundle

Here today,
Here tomorrow.

Our Twin Beds, made of solid, superior thick wood construction, using extra sturdy steel hardware, are the secrets to our beds longevity. They are designed with the present and future in mind!

Need a Day Bed?

Just add on one of our Full Length Guard Rail Kits to the back of your Twin Bed and your new Day Bed is ready to go!

How about a Toddler Bed?

Need a little more security for your little one, add on our Half Front Guard Rail Kit and you have the perfect toddler bed for present and future use.

But Wait, Don't Stop There...

Add our Under Bed Trundle Kit for sleepovers, or our Under Bed Drawers Kit for extra storage.

LOW LOFT BEDS

Time for a Change.

Looking for a bed for your child with a little more to offer? We have the best and most versatile Low Loft Bed lines on today's market. Offering a range of choices in styles and finishes, they are sure to be a hit with your child. Already have one of our twin beds? Just add on one of our many transitional kits for Low Loft Beds and transform your child's current bed into an adventure! Make the most sense out of your space - add storage. Its easy!



Arch Spindle Low Loft Bed



Panel Low Loft bed with tent



Mission Style Low Loft Bed with Slide

NEED TO OPTIMIZE SPACE?



Arch Spindle Low Loft Bed
with tent and Dome



Panel Low Loft Bed with Slide,
Tent and Dome



Panel Low Loft bed
with Low Chests



Mission Low Loft Bed
with Low Chests & Lateral Ladder



Mission Low Loft Bed with
Retractable Desk and Lateral Ladder



Mission Low Loft Bed with
Retractable Desk and Lateral Ladder



Mission Low Loft Bed
Retractable Desk and Lateral Ladder

Optimal Flexibility.

Make it Fun...

Add our Under Bed Tent and/or Slide Kit and wow your children!

Extra Storage...

Add on our Dressers specially designed to fit under our Loft Beds to maximize storage.

Make it functional...

Add our Retractable Desk and/or Storage Cabinet and your child has a neat study center!

HIGH LOFT BEDS

Need even more space?

Consider our High Loft Beds. Our assortment of High Loft Beds are second to none and will suit anybody's needs, be it extra storage, or study center. Already have one of our beds? Add on to it with our transitional kits and behold the transformation!



Mission
High
Loft Bed



Loft
Bed with
Full
Leant
Desk



High Loft
Bed with 5
Drawer
Chest



High Loft
Bed with
Twin Bed
& Ladder

NEED TO OPTIMIZE EVEN MORE SPACE?



Arch Spindle Loft Bed
with Long Desk



Mission Loft Bed with
Twin bed Lateral Ladder



Mission Loft Bed with 5
Drawer Chest Lateral Ladder



Mission Loft Bed with Twin
Bed 5 Drawer Chest



Mission Loft Bed with Twin
Bed 5 Drawer Chest



Panel Loft Bed with with Long
Desk, Narrow chest Cabint



Panel Loft bed with Full Length
Desk 36" Wide Chest



Mission Loft Bed with Desk 5
Drawer Chest and Ladder



Panel Loft Bed with Full Length
Desk, 23"W Chest 36"W Dresser



Mission loft bed with Full Length
Desk 36" W West Leateral Ladder



Panel Loft Bed with Full length
Desk and narrow Chest

BUNK BEDS

Your Family Is Growing

When the family is growing and your space is not, a perfect solution is one of the many Bunk Bed options we offer. Our bunks are as beautiful as they are sturdy. Should you already have an Bed, add onto it with our tran-sitional kits and make it a Bunk Bed! Our extension kits and beds are fused together with our “Double Barrel Steel Connectors” to make one of the most stable Bunk Beds on the market. How smart and economical is that?



Arch Spindle
Bunk Bed



Panel Bunk
Bed with
Trundle
and Modesty
Panels

BUNK BEDS TODAY, TWIN BEDS TOMORROW.



Arch Spindle
Bunk Bed



Mission Bunk Bed
with Modesty Panels



Panel Bunk Bed with Under Bed
Drawers and Modesty Panels



Arch Spindle Bunk Bed with Under
Bed Drawers, Modesty Panels



Mission Bunk Bed with Under
Bed Drawers, Modesty Panels



Panel Bunk Bed

Safety Above All!

All Bunk Beds are Certified to meet and/or exceed all US Government and Industry Safety Standards. Solid wood Construction together with our unique Hardware System make for a Bunk Bed that will last for years.

Configure Your Space...

Our ladders can be attached to all four sides of the Bunk Bed, to give more flexibility in setting up your child's room.

They separate into 2 Twin Beds when needed. Add our Under Bed Storage and/or trundle to make even better use of your space.

Flexibility...

It's what we are all about!

CAPTAIN'S TRUNDLE BED

TWO BEDS WITH STORAGE

New!

What more do you need...?

Captain's Trundle Beds offers flexibility of design to adapt to your child's needs. The taller headboards allow you to adjust the bed lower to traditional bed height and add on our traditional under bed trundle or set of storage drawers. Raise the bed higher to accommodate our unique 2 in 1 Trundle Storage Bed, providing both a second bed and storage drawers in the same unit! Add the modesty panels for a neater side view. Add a Twin Bed Up top and you transform it into a Bunk Bed!



HIGH BUNK BED

ADJUSTABLE, FLEXABLE & ROOMY

New!

Three Beds Plus Storage –Oh My!

Tall Bunk Beds are designed to give extra height and the flexibility which that offers. Adjust the lower bed to accommodate our Under Bed Captain's Trundle Bed, giving 3 beds plus storage. Don't need three beds? Adjust bed to standard height and add our traditional Under Bed Storage Drawers and/or Under Bed Tumble. Our Tall Bunks are designed for Lateral or Front Ladders.



Tall Mission Bunk Bed with Under Bed Storage Trundle



Tall Mission Bunk Bed with Storage Drawers & Lateral Ladder



Tall Mission Bunk Bed with Front Ladder

Add on! It's really easy...

Transform any Twin Size Platform Bed by simply adding on our Canopy Bed Kit. Add extra storage with our Under Bed Drawers. Need a second bed for sleepovers? Add our Trundle Kit for sleeping for two and keep it neater looking with our Modesty Panel Kit. Add a touch of fabric and you've got the perfect princess bed!

EASY DRESS UP BEDS



Panel Canopy
Bed with Under
Bed Storage
Drawers,
Modesty Panels
(Fabric not
included)



Arch
Spindle
Canopy
Bed



Panel
Canopy
Bed



4 Panel Canopy
bed with Under
Bed Storage
Drawers,
Modesty Panels

SOLID WOOD CABINETS

FLEXIBLE SLEEK DESIGN

Natural Solid Wood

All Chests, Dressers and Cabinets are made exclusively of solid wood. We do not use any "MDF" or "Particle Board" in our production. That means longer lasting and environmentally healthier furniture for your home.

Multi Purpose Design

Case goods are designed to be used either as under bed storage together with our Loft Beds, or used separately. Either way their beautiful and timeless design elements are sure to be treasured for years to come!



5 Drawer
Chest
36"w x 48"h
x 17"d



Mini
Armor
36"w x 48"h
x 17"d



Mini
Armor
36"w x 48"h
x 17"d



5 Drawer
Chest
36"w x 48"h
x 17"d



Mini
Armor
36"w x 48"h
x 17"d



Mini
Armor
36"w x 48"h
x 17"d



3 Drawer
Narrower
Chest
23"w x 30.5"h
x 17"d



6 Drawer Dresser
51"w x 30.5"h x 17"d



3 Drawer 1 Door Dresser
51"w x 30.5"h x 17"d



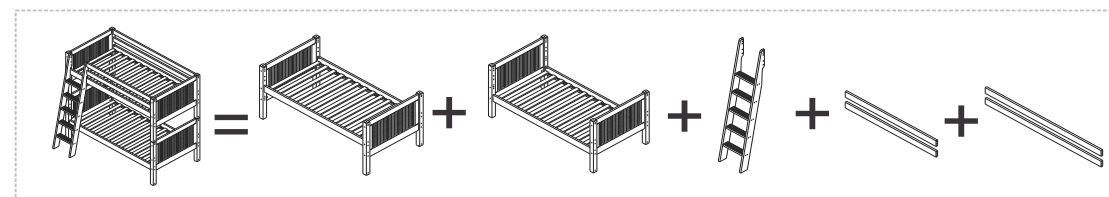
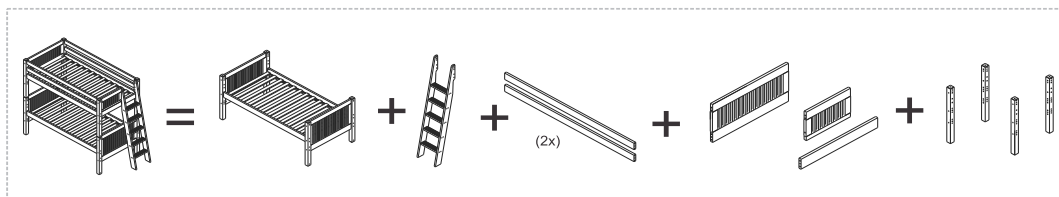
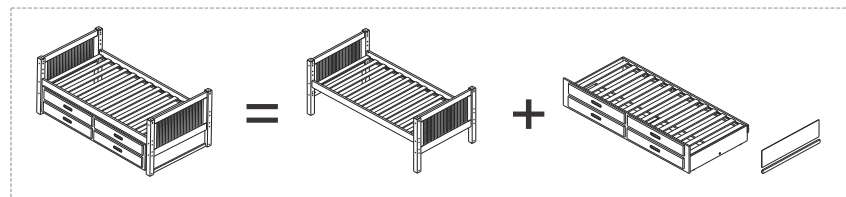
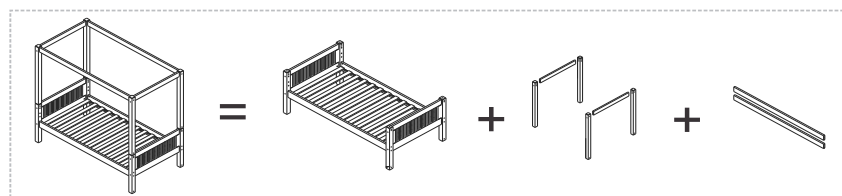
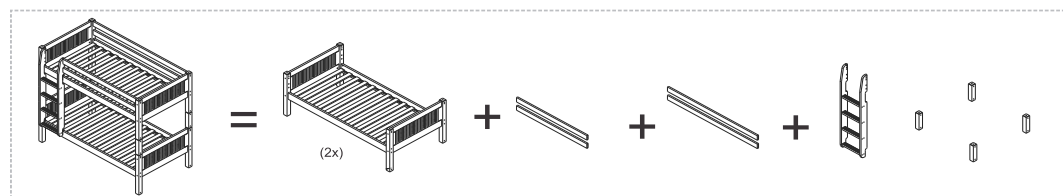
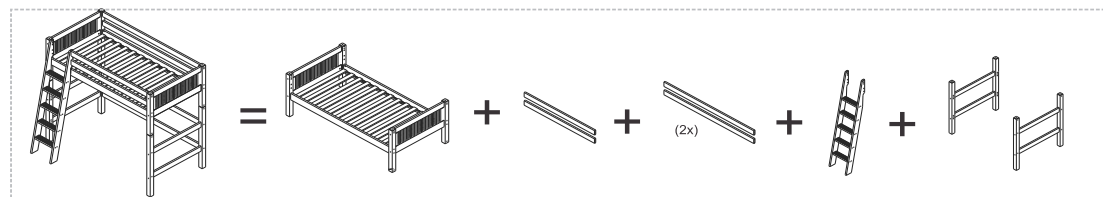
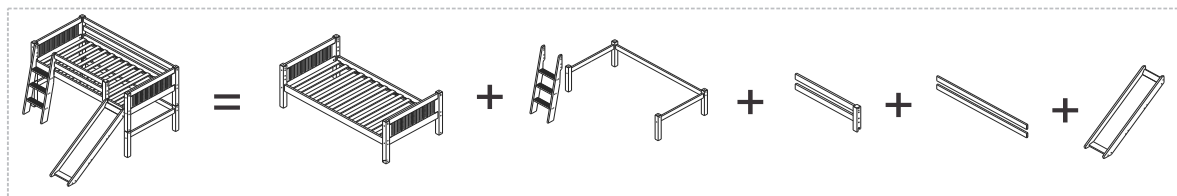
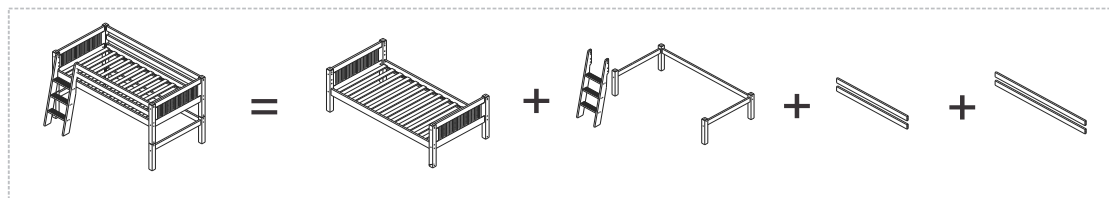
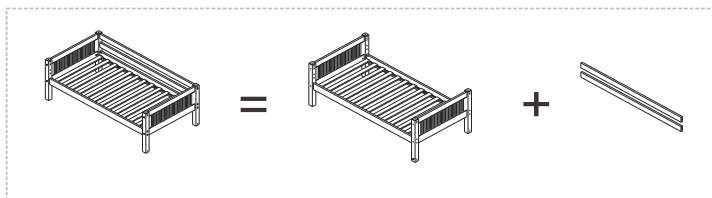
2 Door Low Cabinet
36"w x 30.5"h x 17"d



2 Door Low Cabinet
36"w x 30.5"h x 17"d

BUILD YOUR BED

THE SYSTEM IS SO EASY.



Technical drawings of the wooden bed frame showing various configurations and dimensions:

- Top Left:** Single bed frame with dimensions: 80 3/16" (length), 75" (width), 29 1/4" (height), 37 7/16" (width), 42 1/2" (width), and 2 9/16" x 2 9/16" Posts.
- Top Middle:** Single bed frame with dimensions: 80 3/16" (length), 75" (width), 46 5/8" (height), 37 7/16" (width), 42 1/2" (width), 59" (width), and 2 9/16" x 2 9/16" Posts.
- Top Right:** Single bed frame with dimensions: 80 3/16" (length), 75" (width), 46 5/8" (height), 37 7/16" (width), 42 1/2" (width), and 2 9/16" x 2 9/16" Posts.
- Middle Left:** Single bed frame with dimensions: 80 3/16" (length), 75" (width), 38 1/4" (height), 37 7/16" (width), 42 1/2" (width), and 2 9/16" x 2 9/16" Posts.
- Middle Middle:** Single bed frame with dimensions: 80 3/16" (length), 75" (width), 11 1/2" (height), 37 7/16" (width), 42 1/2" (width), and 2 9/16" x 2 9/16" Posts.
- Middle Right:** Single bed frame with dimensions: 80 3/16" (length), 75" (width), 21 1/2" (height), 37 7/16" (width), 42 1/2" (width), and 2 9/16" x 2 9/16" Posts.
- Bottom Left:** Single bed frame with dimensions: 80 3/16" (length), 75" (width), 29 1/4" (height), 37 7/16" (width), 42 1/2" (width), and 2 9/16" x 2 9/16" Posts.
- Bottom Middle:** Single bed frame with dimensions: 80 3/16" (length), 75" (width), 72 3/4" (height), 37 7/16" (width), 42 1/2" (width), and 2 9/16" x 2 9/16" Posts.
- Bottom Right:** Single bed frame with dimensions: 80 3/16" (length), 75" (width), 21 1/2" (height), 37 7/16" (width), 42 1/2" (width), and 2 9/16" x 2 9/16" Posts.



Proud Member