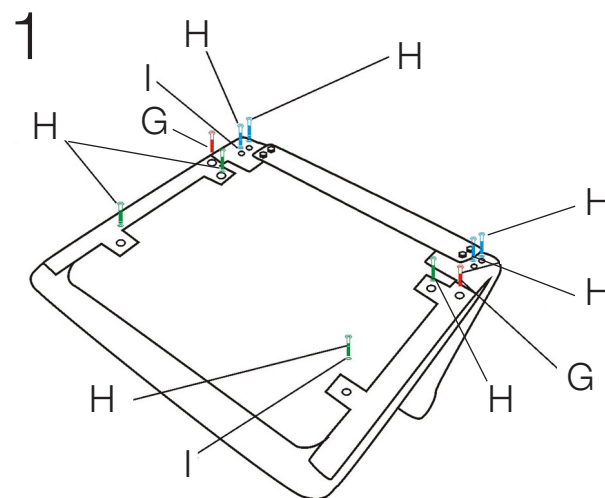


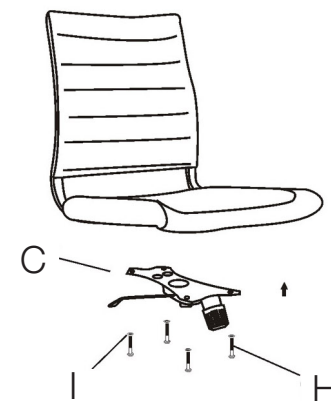
PLEASE NOTE: Check that you have received all components and hardware before assembling.

Assembly Instructions

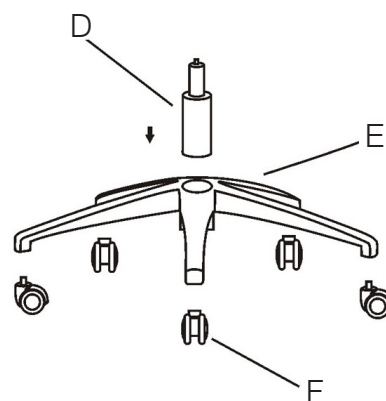
Low Back w/o Armrests



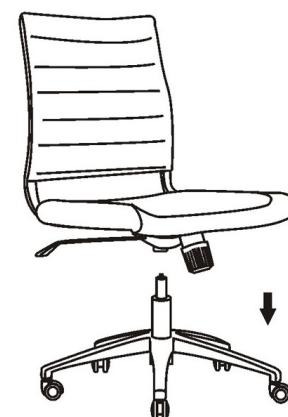
2



3



4



A (1 pc)



F (5 pcs)



B (1 pc)



G (2 pcs)



Ø3 x 16mm

C (1 pc)



H (12 pcs)



Ø6 x 25mm

D (1 pc)



I (12 pcs)



J (1 pc)



3mm

E (1 pc)



K (1 pc)



6mm

During assembly, hand tighten screws only. When the screws are in place, tighten completely.