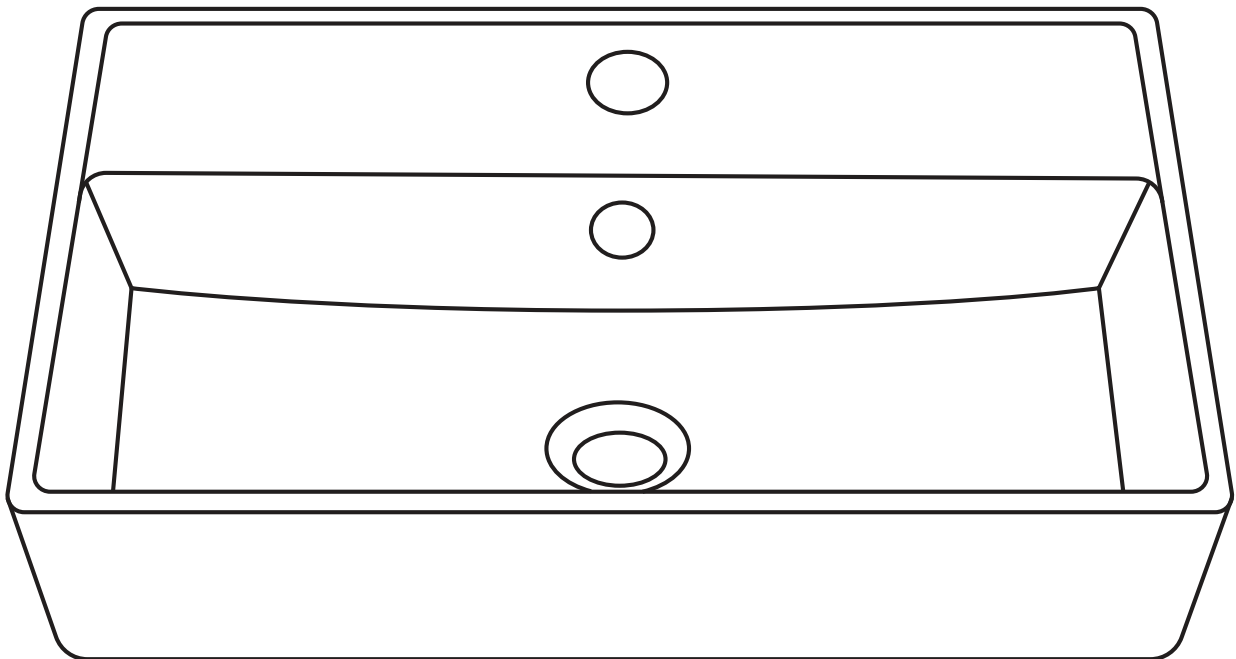


INSTALLATION INSTRUCTIONS

Swiss Madison[®]
well made forever

Wall Mount Sink



Share your pictures for a feature
using **#SwissMadison**



Thank you for your purchase!

Thank you for purchasing a Swiss Madison Bathroom Sink.

We appreciate your business and know you will enjoy your sink for many years to come.

If you have any questions or require assistance we would be happy to help,
please contact us at 1-434-6234766 or info@swissmadison.com.

To learn more about our products, please visit:

www.swissmadison.com

Sincerely,

The Swiss Madison Team



Prior to Installation:

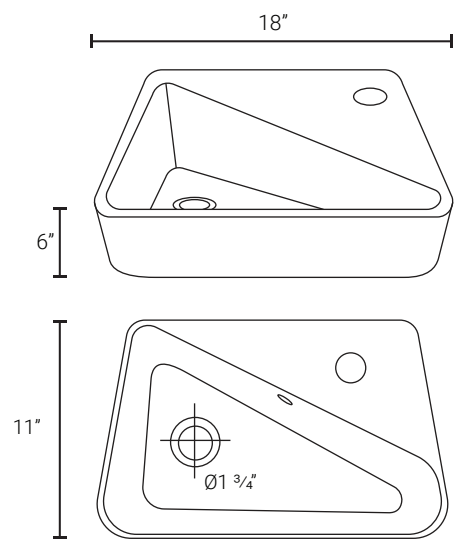
- Inspect sink to ensure no damages have occurred while in shipping.
- Observe all plumbing and building codes in accordance with your state and local requirements.
- Additional floor and wall preparations may be necessary to avoid damage to the product.
- We recommend professional to install your wall mount sink.
- All dimensions are nominal! Be sure to measure your sink prior to installation.

General Recommendations: Read installation and maintenance instructions thoroughly before installing the sink.
Be sure to use proper tools and always wear proper personal safety accessories for your protection.

If you have any questions or concerns please contact us:

1-434-623-4766

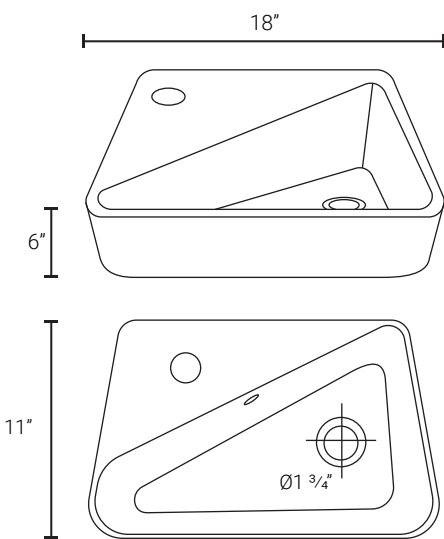
info@swissmadison.com



SM-WS312

18" x 11" x 6"

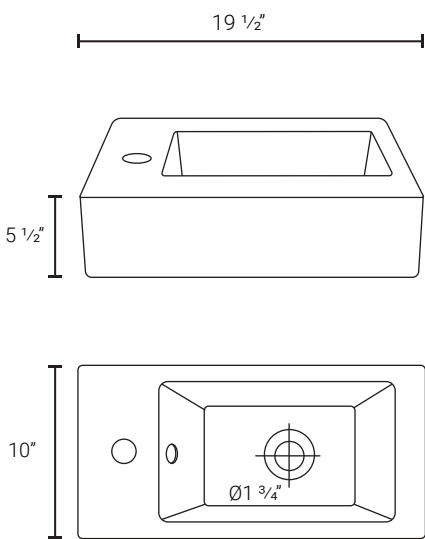
*Matching Drain: SM-PD23



SM-WS314

18" x 11" x 6"

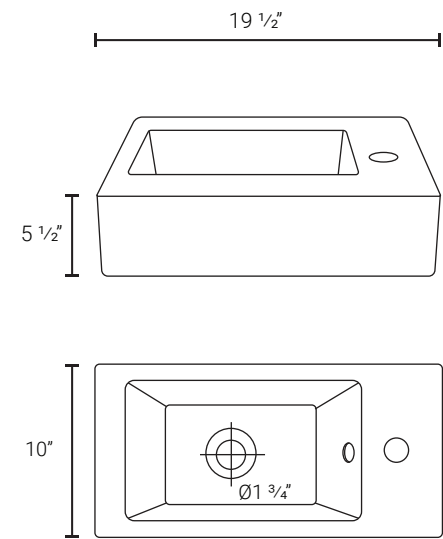
*Matching Drain: SM-PD23



SM-WS315

19 1/2" x 10" x 5 1/2"

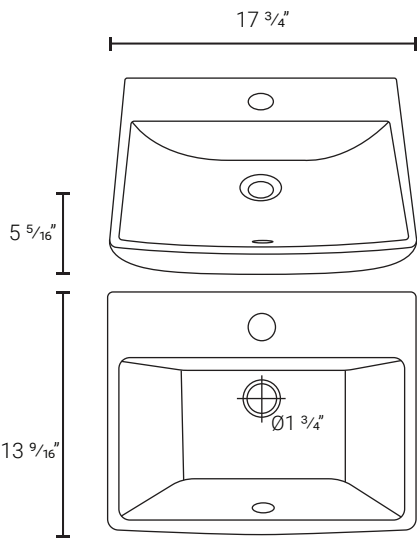
*Matching Drain: SM-PD23



SM-WS316

19 1/2" x 10" x 5 1/2"

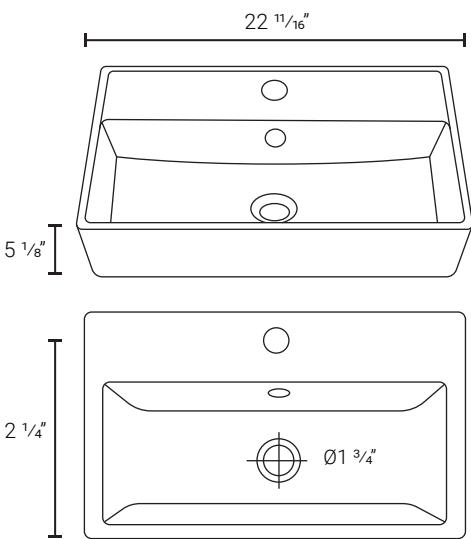
*Matching Drain: SM-PD23



SM-WS317

17 3/4" x 13 9/16" x 5 5/16"

*Matching Drain: SM-PD23



SM-WS318

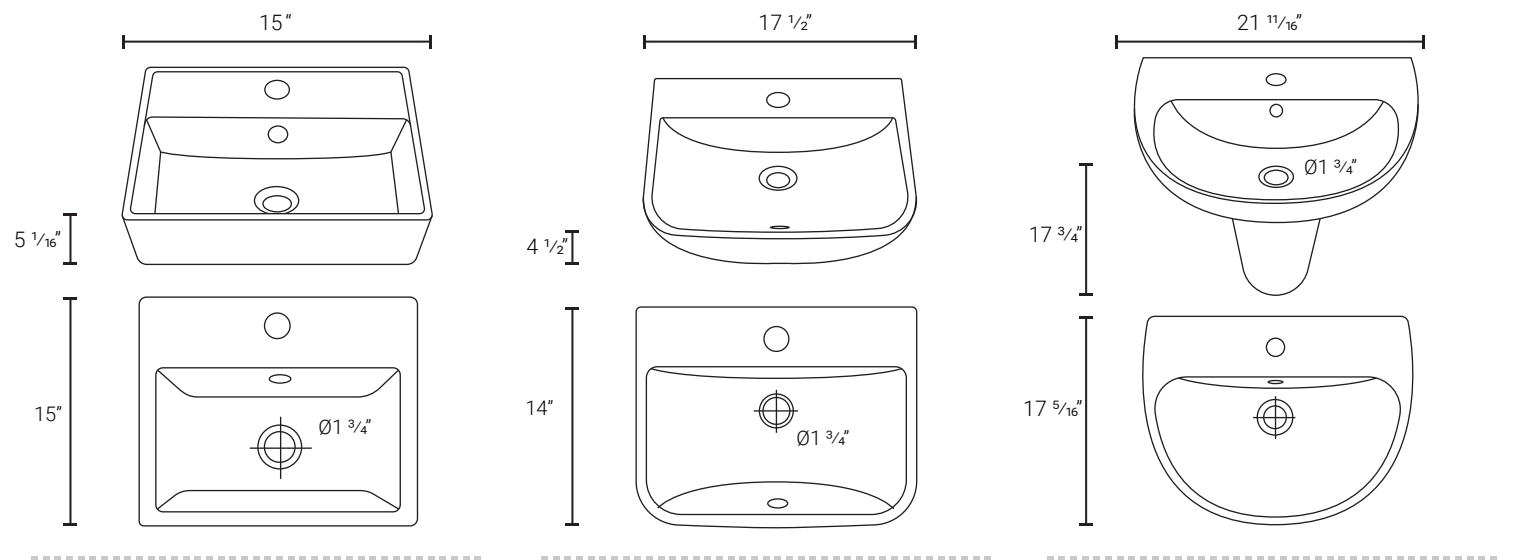
22 11/16" x 12 1/4" x 5 5/16"

*Matching Drain: SM-PD23

NOTE: Not all styles are the same size or shape.

NOTE: Drawings may not define contour of china and components.

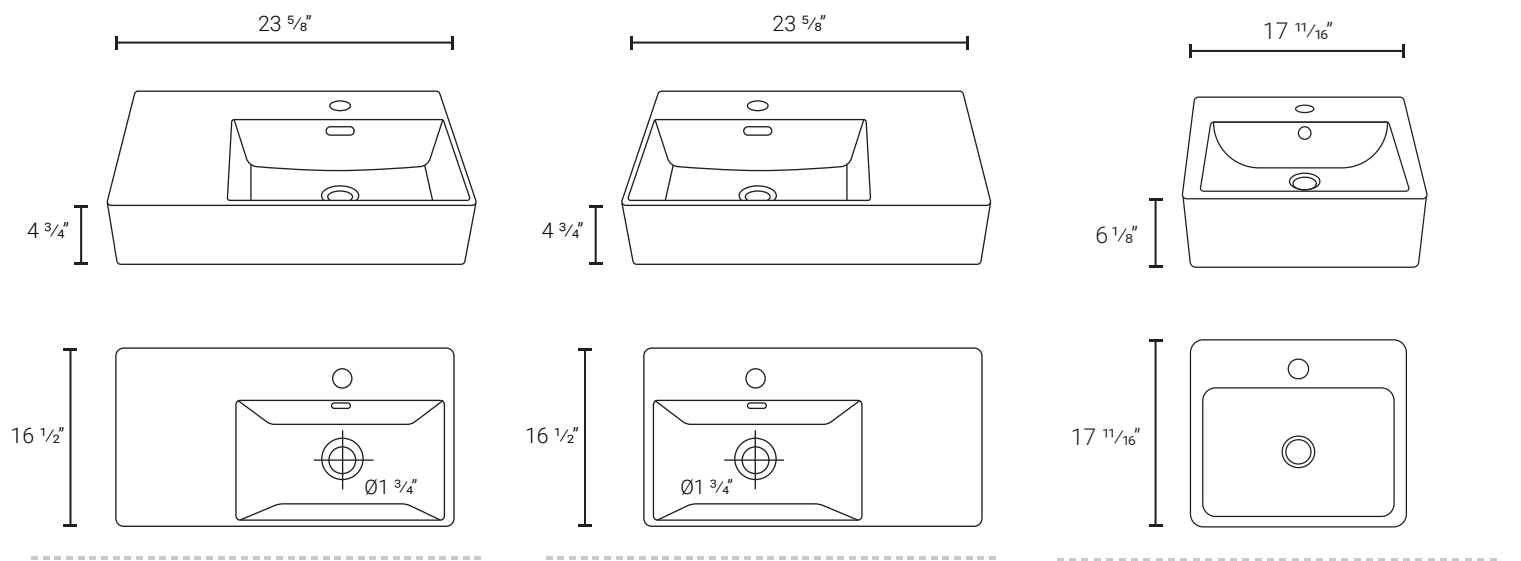
*Matching drains are not included, please contact us if you wish to purchase one.



SM-WS319
15" x 15" x 5 1/16"
*Matching Drain: SM-PD23

SM-WS320
17 1/2" x 14" x 4 1/2"
*Matching Drain: SM-PD23

SM-WS321
21 11/16" x 17 5/16" x 17 3/4"
*Matching Drain: SM-PD23

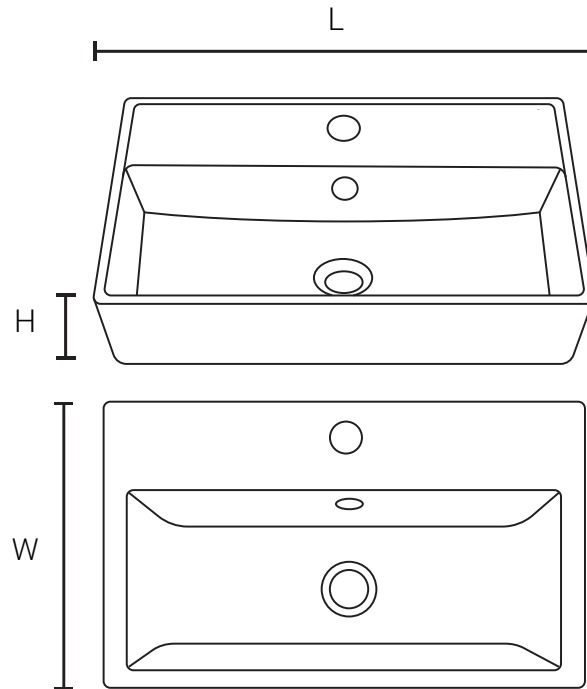


SM-WS322
23 5/8" x 16 1/2" x 4 3/4"
*Matching Drain: SM-PD23

SM-WS323
23 5/8" x 16 1/2" x 4 3/4"
*Matching Drain: SM-PD23

SM-VS276
17 11/16" x 17 11/16" x 6 1/8"
*Matching Drain: SM-PD23

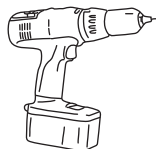
NOTE: Not all styles are the same size or shape.
NOTE: Drawings may not define contour of china and components.
*Matching drains are not included, please contact us if you wish to purchase one.



SUGGESTED TOOLS AND MATERIALS



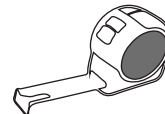
Safety Glasses



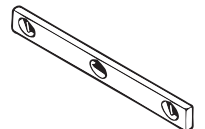
Drill



Pencil



Tape Measure



Level

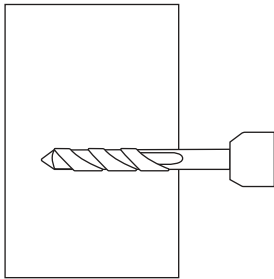
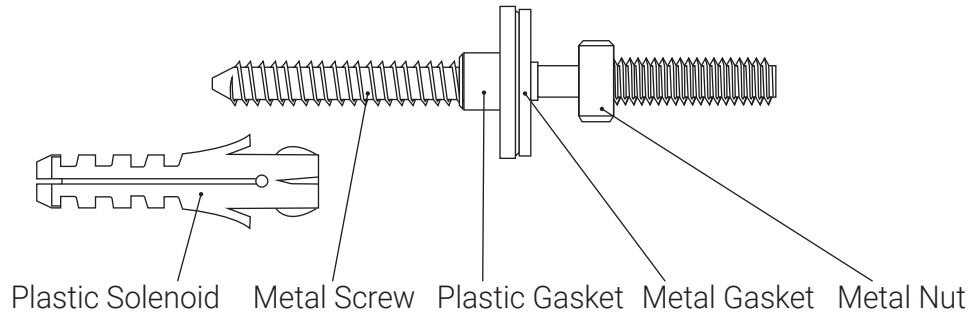
PARTS LIST

- Swiss Madison Sink
- Installation Bolts

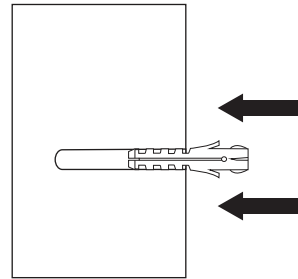
The step-by-step guidelines in the installation instructions are a general reference for installing a Swiss Madison Sink. Should there be any discrepancies, Swiss Madison cannot be held liable. It is recommended to install all Swiss Madison products by hiring a licensed professional.



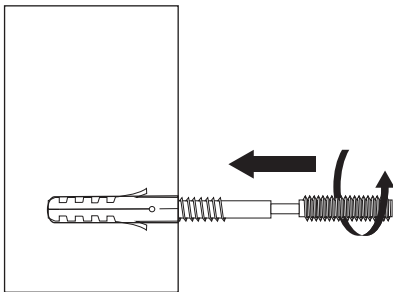
1. Read the complete instruction manual before beginning installation.
2. Confirm that your model will fit in intended location and plumbing fixtures are located where legally required before beginning installation.
3. Not all drawings on this manual are drawn to scale. Please refer to the model chart.
4. Two people are recommended to install and move this product.



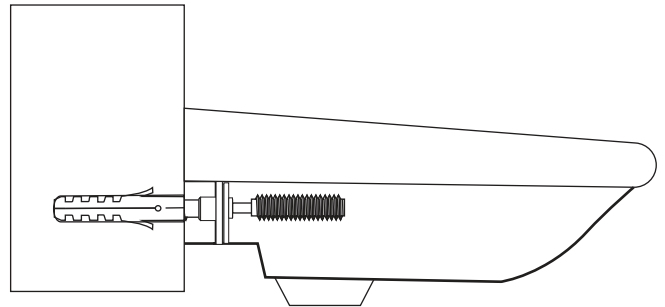
1. Drill two holes in the required position on the wall using a 14mm masonry drill bit, to a depth of 75mm.



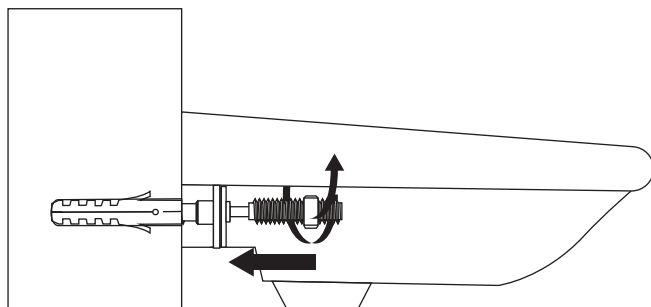
2. Push a wall plug into each hole.



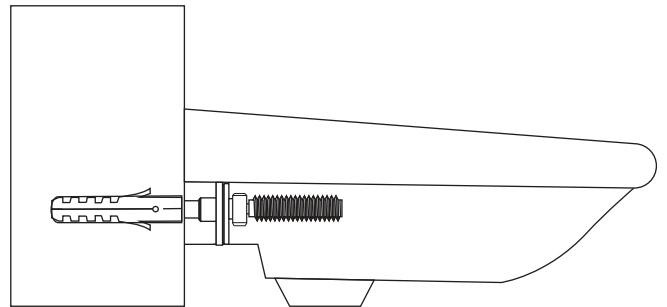
3. Screw a fixing bolt into each fixing plug using an 8mm spanner until the spanner contacts the wall.



4. Place the basin in position against the wall. Locating the fixing bolts through the holes in the rear of the basin. Push a plastic washer followed by a metal washer, onto each fixing bolt.



5. Screw a metal nut onto each fixing bolt to secure the basin.
CAUTION: Do not overtighten, as this may damage the ceramic.



NOTE: These fixings are suitable for solid walls only. Plasterboard or stud walls may require specialist fixings (not supplied).
CAUTION: Care should be taken when drilling walls and floors to avoid any concealed wires or pipes.

ONE YEAR LIMITED WARRANTY

Swiss Madison® products are made with quality materials and excellent craftsmanship to provide our customers with beautiful, durable, long-lasting products. Should there be any defects in materials or craftsmanship under regular use that are discovered within the first year of installation, Swiss Madison® will provide replacement parts at no charge, or at its discretion, replace any product or part of the product that is deemed defective, under normal installation, use, service or maintenance. This warranty applies only to the original purchaser. Proof of purchase will be required in the instance of a claim.

Swiss Madison® recommends all installations of Swiss Madison® products to be conducted by a licensed, professional plumber or contractor. Swiss Madison® will not be held responsible for any damage or product failure due to improper installation, misuse, or failure to utilize a licensed professional for installation. Swiss Madison® is not responsible for any installation or removal costs.

This One Year Limited Warranty Will Be Voided If:


- The installation recommendations were not followed by the installer
- The product has been moved from its initial place of installation
- The product has in any way been modified from its packaged state
- The product has been subjected to improper maintenance, abuse, misuse, excessive use of chemicals, accidents, or other damages, etc.

Swiss Madison® makes no implication that its products comply with any local building or plumbing codes. It is the consumer's responsibility and obligation to determine local code compliance prior to and during installation. This warranty extends only to the original purchaser and first consumer.

Swiss Madison® is not responsible for any special, incidental or consequential damages associated with the installation, replacement, return or use of the original purchaser's product. This includes, but is not limited to: freight costs, labor, travel time, lost profit, home damages and other contingent liabilities and costs (including, without limitation, costs associated with 'professionals' or 'experts', investigations, audits, analyses, attorneys and any other professional/hired services).

The Swiss Madison® warranty is a comprehensive and explicit limit of liability. All items not disclosed within the warranty are not addressable within the responsibility of Swiss Madison®. Certain states have variances regarding implied warranties; in those situations, we remain fully compliant.

**If you have any questions or concerns, please contact us directly at
1-434-MADISON (623-4766)**

 **WARNING:** Contents of your order may contain sharp and possibly other harmful pieces and may cause hazard to children and adults. Swiss Madison® is not responsible in any way for personal damages.