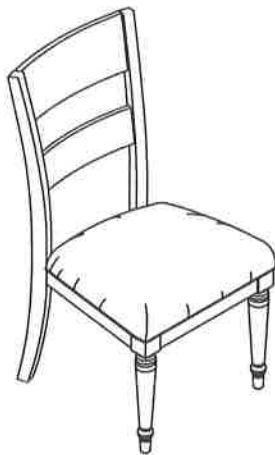




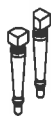
ASSEMBLY INSTRUCTION

DESCRIPTION: SLAT BACK SIDE CHAIR







Thank you for purchasing this quality product. Be sure to check all packing material carefully for small parts which may have come loose inside the carton during shipment. Identify and count all parts and compare with the parts List Below:

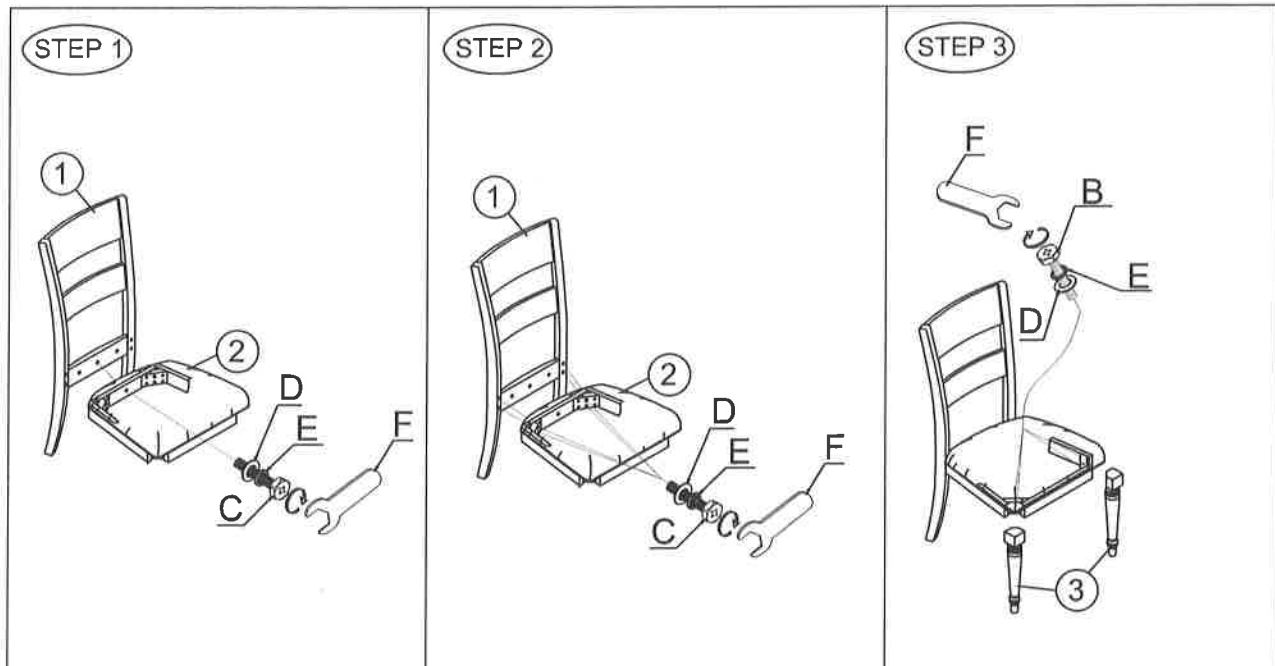
PART LIST:



①	②	③
		
BACK FRAME:1PC	SEAT CUSHION-FRAME:1PC	FRONT LEG:2PCS

HARDWARE LIST

NO.	Drawing	Description	Q'ty
A		Bolt (Φ5/16"×3")	4pcs
B		Bolt (Φ5/16"×2-1/4")	4pcs
C		Bolt (Φ5/16"×1-3/4")	1pc
D		Flat washer (Ø5/16"×19mm)	9pcs
E		Spring washer (Ø5/16")	9pcs
F		Ø5/16" Wrench(12mm)	1pc



CLEANING INSTRUCTION

Clean the Slat Back Side Chair surface with a furniture polish and a soft cloth.

Made in VietNam