
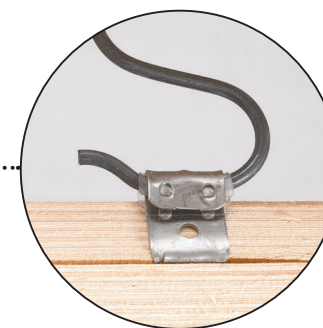


FRAME CONSTRUCTION YOU CAN TRUST

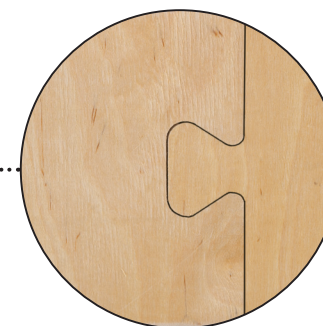


Klaussner frames are constructed with select lumber and/or Engineered Panels that are made with wood that has been kiln dried and laminated. These high density panels are tested for strength and staple/tack strip holding power.




Seat springs are 8 1/2 gauge tempered steel springs that are attached to the frame with spring-clips and connected together with 16 gauge coated flex-cords to provide seating stability and uniformity.

All spring-clips are tempered steel, insulated to prevent noise and are driven into location using computer-controlled equipment to insure proper placement.



Every frame is designed using 3D drafting software. Frame parts are entirely or partially precision-cut using state-of-the-art CNC Routers. All frames are designed to fit together like a puzzle by using either mortise and tenon joints, puzzle joints, or precision location points for extreme accuracy and maximum strength.



We use barbed T-nuts that are driven and crimped into place for superior holding power.



Some styles come standard with injection molded plastic legs that are fixed in place to the frame.

ALL KLAUSSNER FRAMES ARE BACKED BY A
LIFETIME LIMITED WARRANTY


klaussner[®]
home furnishings