

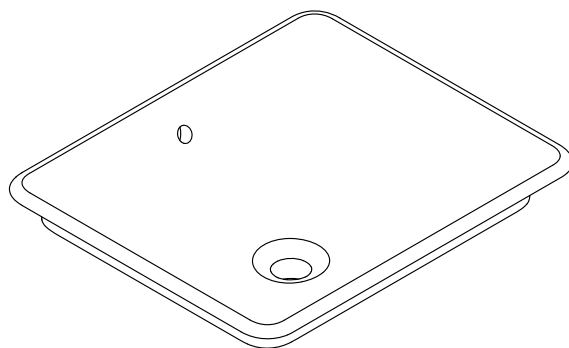


Iron Plains™ Wading Pool®

Bathroom Sink
K-5400-B

Features

- KOHLER enameled cast iron
- Above-counter, drop-in, or under-mount installation
- With overflow



ADA

Codes/Standards

ASME A112.19.1/CSA B45.2

ADA



ICC/ANSI A117.1

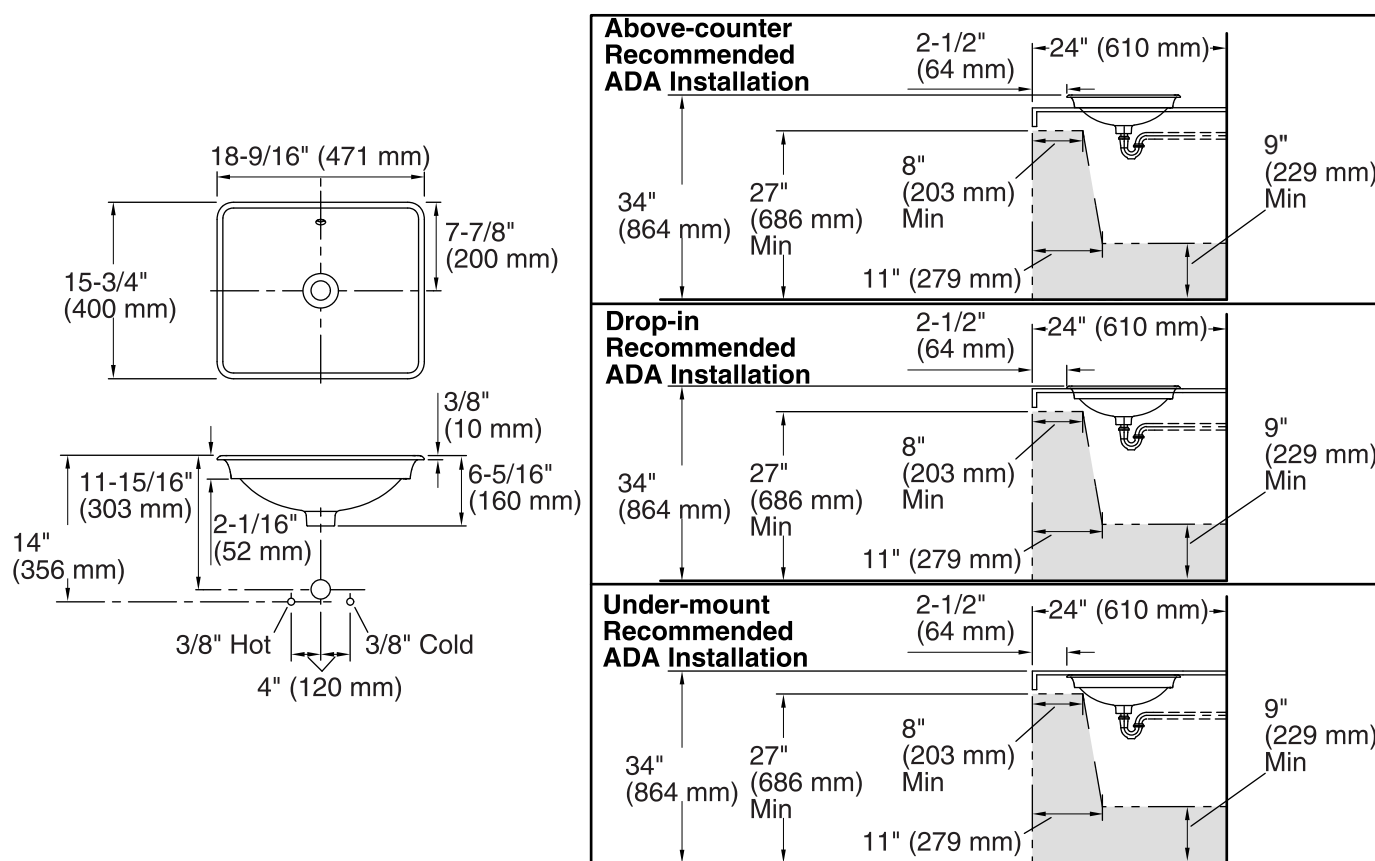
KOHLER® Lifetime Limited Warranty for Cast Iron Components

See website for detailed warranty information.

Available Color/Finishes

Color tiles intended for reference only.

Color	Code	Description
	96	Biscuit
	FD	Cane Sugar™



Technical Information

All product dimensions are nominal.

Bowl configuration: Single

Installation: Drop-In, Under-mount, Above-counter

Bowl area (Only) Length: 17-1/2" (445 mm)

Width: 14-3/4" (375 mm)

Bowl depth: 4-9/16" (116 mm)

Water depth: 2-15/16" (74 mm)

Template: Drop-in, 1222632-7, required, included

Under-mount, 1222632-7, required, included

Top-mount, 1222632-7, required, included

Under-mount kit: Clamp Accessory Pack 52047

Notes

Install this product according to the installation guide.

NOTICE: Countertop manufacturer or cutter must use the cut-out template provided with the product, or a current one provided by Kohler Co. (call 1-800-4-KOHLER). Kohler Co. is not responsible for cutout errors when the incorrect cut-out template is used.

ADA compliant when installed to the specific requirements of these regulations.