



**Barrington™**  
Pressure Lite® Toilet  
**K-3554-RA**

**Features**

- Vitreous china.
- Elongated bowl
- Equipped with Sloan FLUSHMATE®– Sloan® Valve Company.
- Polished chrome trip lever.
- Rear outlet.
- 12" (305 mm) x 10" (254 mm) water area.
- 4" (102 mm) rough-in.
- Less seat and supply.
- 1.6 gpf (6.0 lpf).
- 31-1/2" (800 mm) x 21-1/4" (540 mm) x 29-1/4" (743 mm).

**Recommended Accessories**

K-4652 Toilet Seat  
K-4652-A Toilet Seat  
K-7637 Angle Supply with Stop (single)

**Components**

Product includes:

K-4327 Toilet Bowl  
K-4645-RA Toilet Tank

Additional included component/s: Tank cover, Trip lever, Floor screws and bolt caps, Bolt cap accessory pack, Tank accessory pack, and Equipped with Sloan FLUSHMATE® – Sloan® Valve Company.



**Codes/Standards**





ASME A112.19.2/CSA B45.1  
DOE - Energy Policy Act 1992

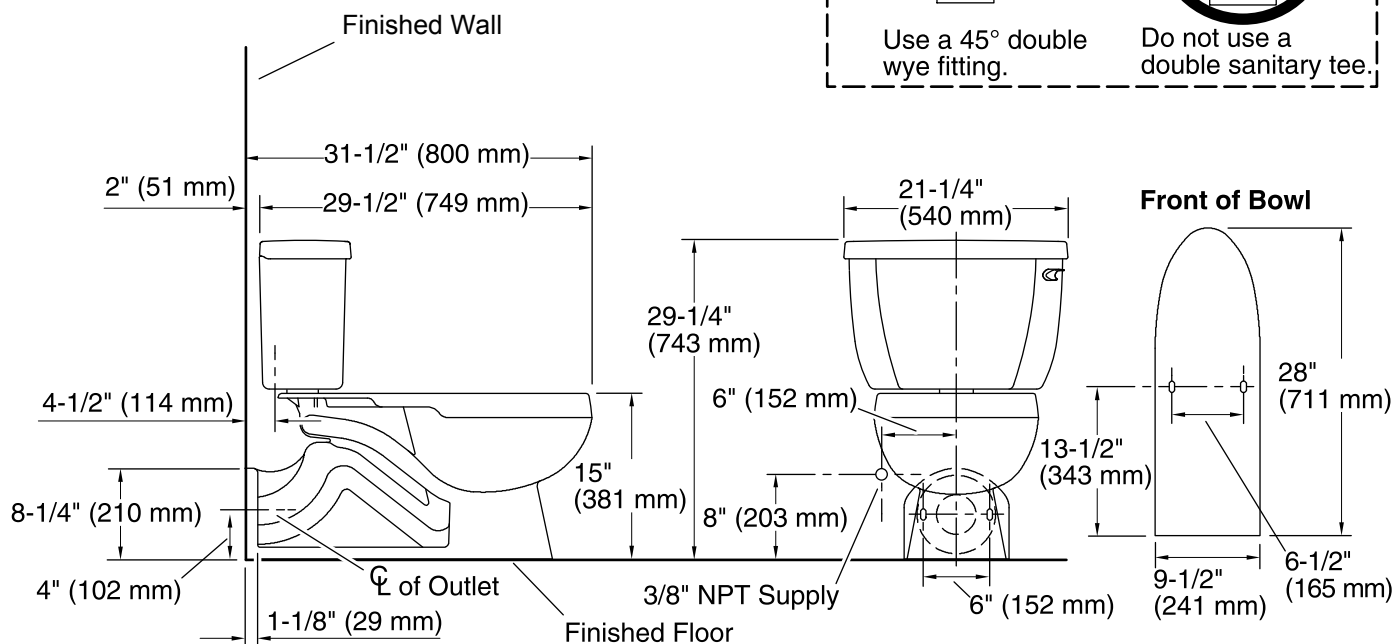

**KOHLER® One-Year Limited Warranty**

See website for detailed warranty information.

**Available Color/Finishes**

*Color tiles intended for reference only.*

Color	Code	Description
	0	White
	96	Biscuit
	47	Almond
	7	Black Black™



## Technical Information

All product dimensions are nominal.

Toilet type:	Two-piece
Bowl shape:	Elongated front
Flush type:	Pressure Assisted
Trap passageway:	2-1/4" (57 mm)
Water surface size:	12" x 10" (305 mm x 254 mm)
Rim to water surface:	7" (178 mm)
Rough-in:	4" (102 mm)
Seat-mounting holes:	5-1/2" (140 mm)

## Fixture Supply Requirements

Min static pressure:	20 psi (137.9 kPa)
Max static pressure:	80 psi (551.6 kPa)

## Notes

Install this product according to the installation guide.

For back-to-back toilet installations: Use only a 45° double wye fitting.