

CobraCo®

36" MOOSE FIRE RING

OWNER'S MANUAL


MODEL: FRMOOS369

IMPORTANT SAFETY INSTRUCTIONS

Please read and follow all instructions before assembling or using this product.

WARNING! CARBON MONOXIDE HAZARD

Burning charcoal inside can kill you. It gives off carbon monoxide, which has no odor. NEVER burn wood or charcoal inside homes, vehicles, or tents.



- NOT FOR USE BY CHILDREN.
- The FIRE RING IS HOT! DO NOT TOUCH or allow children near FIRE TUB while it is in use.
- DO NOT use on wood deck or any other flammable surface.
- DO NOT use in the vicinity of flammable objects or indoors.
- DO NOT USE on or near combustibles and/or flammable materials, including houses, buildings, trees and vehicles.
- NEVER LEAVE THIS PRODUCT UNATTENDED WHILE IN USE!
- Have fire-extinguishing materials nearby when using this product.
- Always wear protective gloves when handling this product to avoid injury from sharp edges and hot surfaces.
- Always use this product in well ventilated and open areas to avoid carbon monoxide build-up that could result in serious injury or death.
- Approved items for burning: wood, self-starting fire logs, paper & charcoal.

FOR OUTDOOR USE ONLY! FOR OUTDOOR USE ONLY!



Read and follow all Safety Statements, Warnings, Assembly Instructions and Use & Care Directions before attempting to assemble unit.



DO NOT use this unit on a wood deck or other combustible surfaces such as dry grass, leaves, mulch, etc. DO NOT use this near heat sensitive or combustible structures such as vinyl or wood siding.



DO NOT allow small children near flame. Hot embers can fly out of the fire tub in windy conditions. Adequate fire extinguishing material should be readily available.



CAUTION! Some parts may contain sharp edges. Wear protective gloves as necessary.



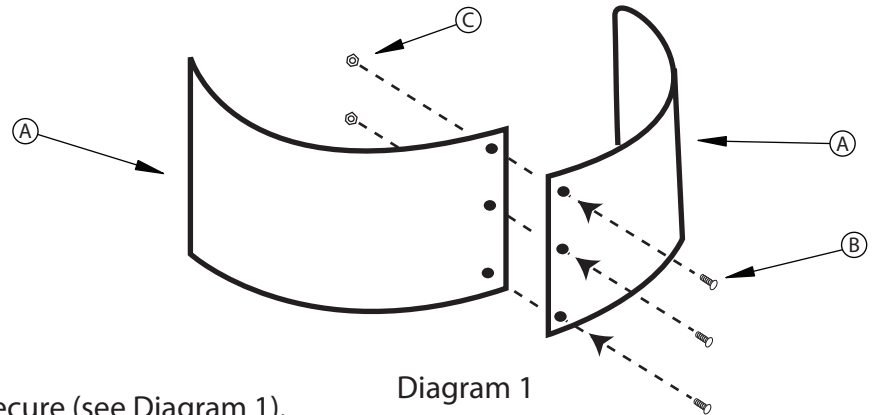
36" MOOSE FIRE RING

Parts Included:

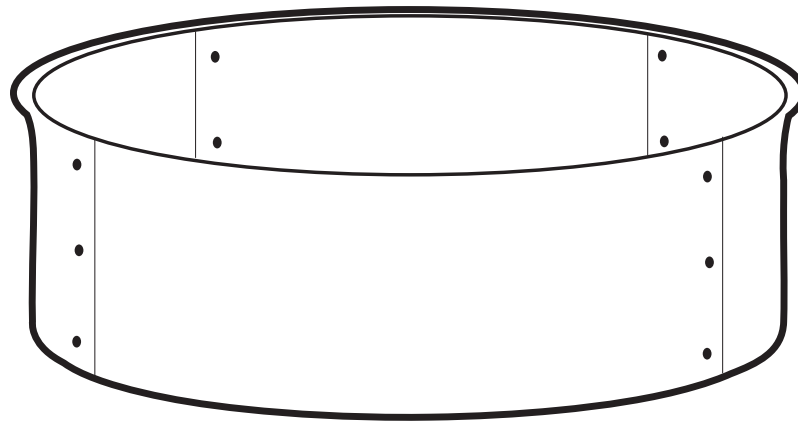
- A. Die-cut Metal Panels (4)
- B. Bolts (12)
- C. Nuts (12)

Assembly Instruction

1. Carefully remove the 4 quarter ring panels.
2. Set the pieces together to form a circle.
3. Attach each panel with 3 bolts and nuts to secure (see Diagram 1).



NOTE: THIS FIRE RING has been powder-coated and may discolor slightly during use due to high temperatures.
NOTE: If any parts are missing, do not return to the retailer. Email consumercare@woodstream.com, or call us at 1-800-323-5800 for replacement parts.



Finished Assembled Unit

Thank you for your purchase of a quality CobraCo® Fire Ring. With proper care and maintenance your CobraCo® product will provide you with years of entertainment. If you have any questions, concerns, or comments about your CobraCo® product, you can contact us at consumercare@woodstream.com, or by calling us at 1-800-323-5800. If you would like more information about the CobraCo® family of products visit our website at www.avantgardendecor.com, to view our full line of innovative outdoor décor and related family of outdoor décor brands.