



LED PANEL LIGHT



RECESSED LED LIGHTING

If you are looking for a sleek, attractive LED option for your ceilings, our Panel Light is the perfect choice. It is available in 2 finishes for greater décor flexibility.

Key features

- **Highly uniform light output**
- **Made for insulated ceilings**
- **Dimmable**

MODEL

LEDDOWNPNLR3 3" round panel light, 8W, 3000°K, 500 Raw Lumens

LEDDOWNPNLR4 4" round panel light, 9W, 3000°K, 620 Raw Lumens

LEDDOWNPNLR6 6" round panel light, 12W, 3000°K, 930 Raw Lumens

SPECIFICATION

- 120V Direct connection
- Every fixture includes a junction box with an integrated driver
- Can be daisy chained
- Over 50,000 hours of service life.
- Warm white light.
- Excellent color rendering.
- Superior LED performance and lifespan.
- Smooth 360° wide spread.
- Minimal heat emission.
- Frosted lens.
- Edge lit technology.
- Aluminum construction.
- Very low profile.
- IC certification (Suitable for direct contact with insulation)
- Dimmable with most low-voltage electronic dimmers.

INSTALLATION

- For recessed installation, approved with insulated ceilings.
- Ideal for general lighting applications.

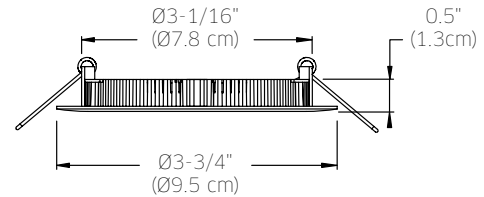
FINISH

WH White
SN Satin nickel

LEDDOWNPNLR3



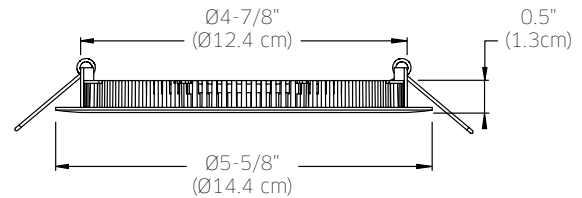
MIN. Ø3-3/8" (Ø8.6 cm)
Ø3-1/2" (Ø8.9 cm)
MAX. Ø3-5/8" (Ø9.2 cm)



LEDDOWNPNLR4



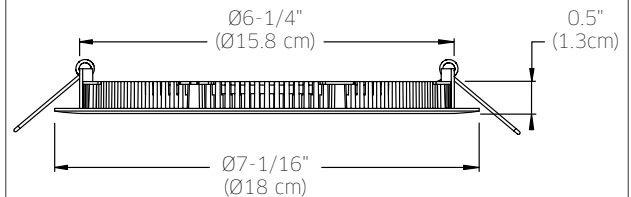
MIN. Ø5-1/4" (Ø13.3 cm)
Ø5-3/8" (Ø13.6 cm)
MAX. Ø5-1/2" (Ø13.9 cm)



LEDDOWNPNLR6



MIN. Ø6-1/2" (Ø16.5 cm)
Ø6-5/8" (Ø16.8 cm)
MAX. Ø6-3/4" (Ø17.1 cm)



ORDERING EXAMPLE

LEDDOWNPNLR4-WH

Would order a white 4" round panel puck with a LED array with 620 Raw Lumens at 3000°K.

TYPICAL LIGHT DISTRIBUTION

